

Experience technics.

HO

CATALOG
2018







Contents

<i>Introduction</i>	3
<i>Starter Sets</i>	4
<i>Digital Starter Sets</i>	20
<i>Refrigerator car in a Coca-Cola® design</i>	22
<i>Building Block Car with Light Building Blocks</i>	22
<i>Jim Button</i>	23
<i>Steam Locomotives</i>	28
<i>Diesel Locomotives</i>	32
<i>Train Sets</i>	36
<i>Passenger Cars</i>	38
<i>Freight Cars</i>	43
<i>3D Puzzle</i>	52
<i>Accessories</i>	53
<i>Track Extension Sets</i>	59
<i>FAQ</i>	67
<i>Märklin Information</i>	68
<i>Perfect Change</i>	76







Limitless Fun Playing

Give your imagination free rein. You can create your own world easily with Märklin Start up – a world of model trains rich in variety in which everything runs exactly as you want it. You can share this fun with your entire family.

Everyone can join in and play along – starting with the designing of the layout on up to actual operation of the trains. Everything fits, everything stays where it belongs, and everything works. Very simple.

H0. The Standard of Standards

Märklin set standards right from the start. Such as in 1935 with H0 Scale. The scale of 1:87 is currently the most widely used scale in model railroading. This means that you can create at any time from an immense selection of accessories and possibilities for expansion. Regardless of whether you are just getting started or already belong to the ranks of Märklin veterans.

Digital or Analog? It's up to you

Märklin layouts have always been simple and easy to control. Whether traditional analog or increasingly digital as in the last decades. Today every locomotive has a built-in decoder. This means you can control several trains at the same time as well as use other functions such as lights and sound.

Many Great Careers Have Started Small

Just as in the past, it belongs on every wish list, the electric model train. Creativity and initiative do not evaporate in virtual space as with electronic media; they develop in concrete real life. What personnel advisors must provide for management in expensive seminars, a model train creates playfully in the best sense of the word: It cultivates social competence and makes interconnections and their interplay visible. Playing together overcomes hierarchies and age limits. It also promotes communication. With so much profound reasoning, there is still one clue that this potential is contained in the smallest Märklin starter set: a lot of fun. Model railroading really comes alive with the starter sets from Märklin Start up. They are made for all fans of model railroading who simply want to play spontaneously with their Märklin railroad. The affordable models included in the starter sets feature a largely prototypical representation of all important details. Delicate components have been left off on purpose and this contributes to the sturdiness of the models. In addition, the assortment offers many possibilities for expansion so that you can simply get started and above all have fun!



Märklin Augmented Reality

Our models offer many visual and acoustic highlights that we are not at all able to show you in our catalog. We have therefore prepared a lot of information on the Internet in films or 3D animation. You can access this from your PC using the indicated Internet address (www.), from your mobile device using the printed QR codes, and brand new by means of so-called Augmented Reality applications (AR). Everywhere you see the adjacent characters you can experience more about the product being offered with your Smartphone or Tablet by means of image recognition. Try it out now. All need for it is a free Märklin AR APP that you can get in the Apple or Android Stores. Please note that downloading the APP data volume may have a charge attached to it. It is therefore best to do this using WLAN.





Starter Sets

märklin
START UP

HIGHLIGHTS

Digital IR controller for control of up to 4 trains.

Freedom of movement around the layout with the wireless IR controller.

Easy-to-set-up C Track layout.



29173 "My Start with Märklin" Starter Set. 230 Volts

Prototype: Tank locomotive, type Kklm 505 low side car for transport of a bulldozer, and a dump car.

Model: The tank locomotive has a digital decoder and a special motor. 1 axle powered. Traction tires. The dual headlights change over with the direction of travel, will work in conventional operation, and can be controlled digitally. The locomotive has coupler hooks. This set has 1 low side car with a load and 1 dump car, each with Relex couplers. Train length 34.0 cm / 13-3/8".

Contents: 12 no. 24130 curved track, 2 no. 24172 straight track, 1 no. 24188 straight track, 1 base station, 1 switched mode power pack, and a wireless infrared controller. This set can be expanded with the C Track extension sets and with the entire C Track program.

Digital Functions	Control Unit	Mobile Station	Mobile Station 2	Central Station
Headlight(s)	•	•	•	•
Direct control	•	•	•	•



Starter Sets

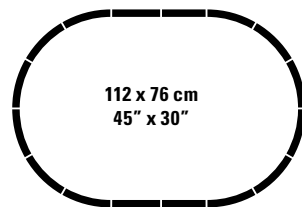
HIGHLIGHTS

Digital IR controller for control of up to 4 trains.

Freedom of movement all around the layout with the wireless IR controller.

Easy-to-set-up C Track layout.

Digital Functions	Control Unit	Mobile Station	Mobile Station 2	Central Station
Headlight(s)	•	•	•	•
Direct control	•	•	•	•




29323 "Freight Train" Starter Set. 230 Volts

Prototype: German Federal Railroad (DB) class 89.0 tank locomotive, a type X-05 low side car, a boxcar, and an "Aral" tank car.

Model: The locomotive has an mfx digital decoder and a special motor. 3 axles powered. Traction tires. The triple headlights will work in conventional operation and can be controlled digitally. The locomotive has coupler hooks. The low side car, boxcar, and tank car each have Relex couplers.
Train length 45.7 cm / 18".

Contents: 12 no. 24130 curved track, 2 no. 24172 straight track, 1 no. 24188 straight track, 1 base station, 1 switched mode power pack, and a wireless infrared controller.

This set can be expanded with the C Track extension sets and with the entire C Track program.





Theme Area of Fire Department

HIGHLIGHTS

Sturdy train – made for children ages 6 and above.

Loads provide a variety of play fun around the theme of a fire department.

Easy movement around the layout with the wireless infrared controller.

Easy-to-set-up C Track layout.



29752 "Fire Department" Starter Set. 230 Volts.

Prototype: Fictitious fire department locomotive based on a Henschel class EA 500 electric locomotive. Low side car for the transport of a fire department rotary ladder truck, a stake car with a command center, and a "fire extinguishing water" tank car painted and lettered for the DB Emergency Department.


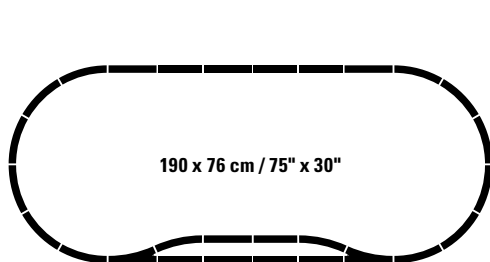
Model: The locomotive has a digital decoder and a special motor. 1 axle powered. Traction tires. The triple headlights change over with the direction of travel, will work in conventional operation, and can be controlled digitally. The low side car has a metal model of a removable ladder truck. This set includes a cardstock sheet for a "command center" kit to serve as a load on the stake car. The tank car has a brakeman's platform. All of the cars have Relex couplers.

Train length 45.5 cm / 17-15/16".

Contents: 12 no. 24130 curved track, 4 no. 24188 straight track, 1 base station, 7 no. 24172 straight track, 2 no. 24224 curved track, and 1 no. 24612 right turnout and 1 no. 24611 left turnout. A switched mode power pack and a wireless infrared controller are included. This set can be expanded with the C Track extension sets and the entire C Track program. The 74492 electric turnout mechanism can be installed in the turnouts.

The 78752 theme extension set and the 44752 car set go well with this set to expand the theme world of a fire department.

Digital Functions	Control Unit	Mobile Station	Mobile Station 2	Central Station
Headlight(s)	•	•	•	•
Direct control	•	•	•	•





44752 Fire Department Recovery Crane Car Set

Prototype: German Railroad, Inc. (DB Netz) Krupp-Ardelt design crane car, crane tender car, and equipment cars. Version as service cars for the railroad fire department / emergency response group.

Model: The crane car has a cab that can be rotated, a boom that can be raised and lowered, and a hand crank for the crane line. The crane tender car has boom supports. The equipment car has a built-in mfx digital decoder and power pickup for factory-installed controllable sound functions. All of the cars have Relex couplers. Total length over the buffers 32.5 cm / 12-13/16".

This car set goes well with the 29752 "Fire Department" starter set. This theme world can be expanded beyond this with the 78752 theme extension set.

HIGHLIGHTS

Sturdy models – just right for children ages 6 and above.

Realistic fire department sounds: German siren, alarm sounder, alarm response radio message, and operating sounds.

A wide variety of play possibilities around the theme of the fire department.

Digital Functions	Control Unit	Mobile Station	Mobile Station 2	Central Station
Horn	•	•	•	•
Alarm detector	•	•	•	•
Radio message for response alarm	•	•	•	•
Crane operating sounds	•	•	•	•



More than reality!
Discover our models all over again with the new Märklin AR App. This is how easy it is: Download the app and watch the page with the camera on a Smartphone.



Theme Area of Fire Department

HIGHLIGHTS

Sturdy models – just right for children ages 6 and above.

Track material to expand a C Track layout.

All kinds of play possibilities revolving around the theme of a fire department.



78752 "Fire Station" Theme Extension Set


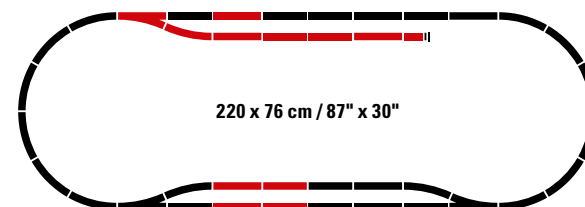
Prototype: DB Emergency Response type Plmms four-axle low side car, loaded with 2 response vehicles.

Model: The four-axle low side car is loaded with 2 removable response vehicles. The car has Relex couplers.


Length over the buffers 16.0 cm / 6-5/16".

Contents: 5 no. 24188, 4 no. 24172 straight track, 1 no. 24224 curved track, 1 no. 24612 right turnout, and 1 no. 24977 track bumper. Plastic kit of a "Fire Station".

This extension set goes well with the 29752 "Fire Department" starter set and can be expanded further with the 44752 car set.



Theme Area of Construction Sites



HIGHLIGHTS

Sturdy construction train – ideal for children ages 6 and older.

Digital locomotive with a controllable blinking light and triple headlights.

Loads provide a variety of ways to play around the theme of track construction.

Freedom of movement around the layout with the wireless IR controller.

C Track layout that is easy to set up.



29184 "Construction Site" Starter Set. 230 Volts

Prototype: Henschel class DHG 500 industrial diesel locomotive. One type Kbs freight car, one low side car, and a boxcar painted and lettered for a construction train.

Model: The locomotive has a digital decoder and a special motor. 1 axle powered. Traction tires. The locomotive has triple headlights that change with the direction of travel, will work in conventional operation, and can be controlled digitally. There is a blinking light on the cab roof. Rolls with catenary wire and a construction vehicle constructed of metal are included with the set to load the freight cars. All of the cars have Relex couplers. Train length 49.9 cm / 19-5/8".


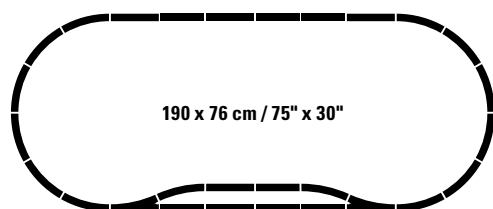
Contents: 12 no. 24130 curved track, 4 no. 24188 straight track, 1 base station, 7 no. 24172 straight track, 2 no. 24224 curved track, 1 no. 24612 right turnout and 1 no. 24611 left turnout. A switched mode power pack and a wireless infrared controller are included.

This set can be expanded with the C Track extension sets and with the entire C Track program. The 74492 turnout mechanism can be installed in the turnouts.

The 78184 theme extension set and the 44083 freight car set are ideal as an expansion of the theme world of a construction site.



Digital Functions	Control Unit	Mobile Station	Mobile Station 2	Central Station
Headlight(s)	•	•	•	•
Flashing Warning Light	•	•	•	•
Direct control	•	•	•	•



1 x 24611 1 x 24612 12 x 24130 2 x 24224 7 x 24172 4 x 24188 1 x

HIGHLIGHTS

Sturdy models – very suitable for children ages 6 and above.

Realistic construction site sounds: background sound of a large construction site, compressed air jack hammer, a truck unloading, and the operating sounds of a power shovel.

A wide variety of play possibilities around the theme of a construction site.

mAR More than reality!
Discover our models all over again with the new Märklin AR App. This is how easy it is: Download the app and watch the page with the camera on a Smartphone.



44083 "Construction Site" Freight Car Set

Prototype: Stake car, "Tar" tank car, and a boxcar painted and lettered for a construction train.

Model: The stake car has permanently mounted stakes, the tank car has a brakeman's platform, and the boxcar has a built-in mfx digital decoder and pickup shoe for power pickup for factory-installed controllable sound functions. All of the cars have Relex couplers.

Total length over the buffers 34.5 cm / 13-9/16".

This car set goes with the 29183 "Construction Site" starter set. This theme world can be expanded beyond this with the 78083 theme extension set.

Digital Functions	Control Unit	Mobile Station	Mobile Station 2	Central Station
Surrounding sounds	•	•	•	•
Operating Sounds 1	•	•	•	•
Operating Sounds 2	•	•	•	•
Operating Sounds 3	•	•	•	•



HIGHLIGHTS

Sturdy models – ideal for children ages 6 and above.

Track for expanding a C Track layout.

A variety of ways to play provided by the construction vehicle and the freight load.



78184 "Construction Site" Theme Extension Set

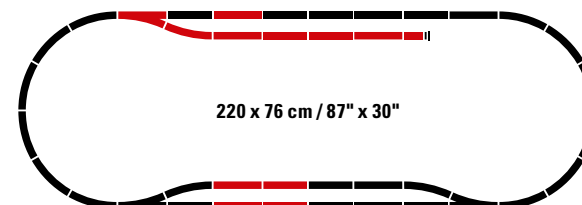
Prototype: Low side car, stake car with a stack of ties, and a gondola with a load insert of "ballast", all in a construction train version. Modern design construction vehicle.

Model: All of the cars have Relex couplers.

Length of the freight car set 34.5 cm / 13-9/16".

Contents: 5 no. 24188 straight track, 4 no. 24172 straight track, 1 no. 24224 curved track, 1 no. 24612 right turnout, and 1 no. 24977 track bumper. Construction vehicle constructed of metal.

Extension set to go with the 29184 "Construction Site" starter set. This theme world can be expanded even further with the 44083 freight car set.



HIGHLIGHTS

Sturdy train – ideally suited for children ages 6 and above.

The container transport car and the different types of containers are new tooling made for children.

Locomotive includes a warning light and sound functions.

Freedom of movement all around the layout with the wireless IR controller.

Easy-to-set-up C Track layout.



29452 "Container Train" Starter Set. 230 Volts


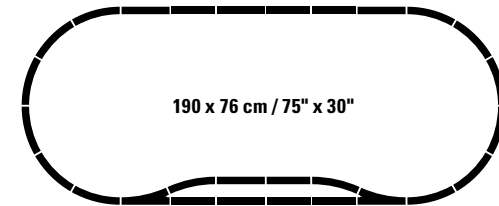
Prototype: Henschel type DHG 700 fictitious diesel switch engine and 3 container flat cars painted and lettered for the German Railroad, Inc. (DB AG), loaded with different containers.

Model: The locomotive has an mfx digital decoder and factory-installed sound functions that can be controlled. 1 axle powered. Traction tires. The triple headlights change over with the direction of travel, will work in conventional operation, and can be controlled digitally. There is a blinking light on the cab roof. The locomotive has coupler hooks. The 3 container transport cars are loaded with different types of containers (20 ft. container, 40 ft. container, and 20 ft. tank container). All of the cars have Relex couplers. All of the containers can be removed from the cars and can be opened for loading. Train length 59.2 cm / 23-5/16".

Contents: 12 no. 24130 curved track, 4 no. 24188 straight track, 1 base station, 7 no. 24172 straight track, 2 no. 24224 curved track, and 1 no. 24611 left turnout and 1 no. 24612 right turnout. A switched mode power pack and an infrared controller are included. This set can be expanded with the C Track extension sets and with the entire C Track program. The 74492 electric turnout mechanism can be installed in the turnouts.

The 78452 theme extension set, the 44452 car set, the 44700 car, and the 72452 container terminal are ideal for expanding the theme world of container logistics.

Digital Functions	Control Unit	Mobile Station	Mobile Station 2	Central Station
Headlight(s)	•	•	•	•
Flashing Warning Light	•	•	•	•
Diesel locomotive op. sounds	•	•	•	•
Horn		•	•	•
Direct control		•	•	•



1 x 24611 1 x 24612 12 x 24130 2 x 24224 7 x 24172 4 x 24188 1 x





HIGHLIGHTS

Sturdy models – ideally suited for children ages 6 and above.

Track for expanding the C Track layout.

A variety of play possibilities around the theme of container logistics.



78452 "Container Logistics" Theme Extension Set

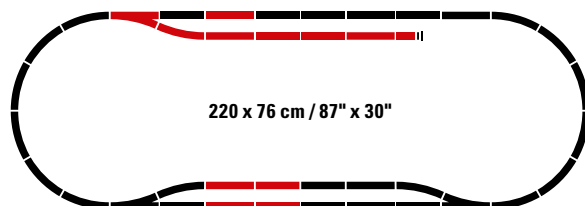
Prototype: German Railroad, Inc. (DB AG) container transport car with end walls, loaded with two 20 ft. tank containers.

Model: The container transport car is loaded with two 20 ft. tank containers. The car has Relex couplers. 3 other containers as well as logistics vehicles are included with the set as additional accessories.

Length over the buffers 16 cm / 6-5/16".

Contents: 5 no. 24188 straight track, 4 no. 24172 straight track, 1 no. 24224 curved track, 1 no. 24612 right turnout, and 1 no. 24977 track bumper.

This extension set goes with the 29452 "Container Train" starter set and can also have the 44452 car set, the 44700 car, and the 72452 container terminal added to it.





44452 "Container Loading" Car Set

Prototype: Krupp-Ardelt type crane car, crane tender car, and a container transport car with end walls, modern paint and lettering.

Model: The crane car has a superstructure that can be rotated, a movable boom, and a hand crane for the crane line. The crane tender car has a boom support. The container transport car is loaded with a 40 ft. container. The container can be removed and can be opened for loading. All of the cars have Relex couplers. Total length over the buffers 35.8 cm / 14-1/8".

This car set goes with the 29452 "Container Train" starter set and can also have the 78452 theme extension set, the 44700 car, and the 72452 container terminal added to it.

HIGHLIGHTS

Sturdy models – ideally suited for children ages 6 and above.

A variety of play possibilities around the theme of container logistics.



HIGHLIGHTS

A variety of play possibilities around the theme of container logistics.

Sturdy construction made for children – specially designed for the needs of children ages 6 and above.



72452 Container Terminal


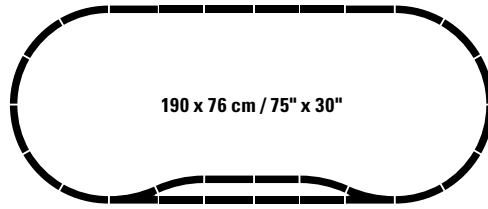
Prototype: Modern gantry crane for loading and unloading containers.

Model: This modern container terminal features solid, sturdy construction. The model has been specially designed for the needs of children. The traveling crane can be pushed by hand. The equipment for loading and unloading containers can be raised and lowered. The entire gantry crane is mounted on wheels and can be pushed. This model comes in individual parts requiring assembly.

This container terminal goes with the 29452 "Container Train" starter set and can also have the 78452 theme extension set, the 44452 car set, and the 44700 car added to it.



Starter Sets



HIGHLIGHTS

Completely new tooling for the LINT 27.

Powered rail car with built-in mfx decoder and sound functions.

The ideal way to get started for new people to model railroading, including adults.

Easy-to-set-up C Track layout.



29641 "Modern Commuter Service" Starter Set. 230 Volts

Prototype: German Railroad, Inc. (DB AG) class 640 (LINT 27) diesel commuter service powered rail car, DB Regio Business Area.


Model: The powered rail car has controlled high-efficiency propulsion, an mfx digital decoder, and factory-installed controllable sound functions. 2 axles powered. Traction tires. The triple headlights change over with the direction of travel, will work in conventional operation, and can be controlled digitally. Maintenance-free, warm white LEDs are used for the lighting. There is a representation of the center buffer coupler at both ends of the train. The train has tinted windows and low-level entries. Total length 28.8 cm / 11-3/8".

Contents: 12 no. 24130 curved track, 4 no. 24188 straight track, 1 base station, 7 no. 24172 straight track, 2 no. 24224 curved track, and 1 pair of 24611 and 24612 turnouts. A switched mode power pack and a wireless infrared controller are included. This set can be expanded with the C Track extension sets and with the entire C Track program. The 74492 electric turnout mechanism can be installed in the turnouts.

Digital Functions	Control Unit	Mobile Station	Mobile Station 2	Central Station
Headlight(s)	•	•	•	•
Diesel locomotive op. sounds	•	•	•	•
Horn	•	•	•	•
Direct control	•	•	•	•



More than reality!
Discover our models all over again with the new Märklin AR App. This is how easy it is: Download the app and watch the page with the camera on a Smartphone.





Digital Starter Sets



HIGHLIGHTS

The ideal entry into the digital world of Märklin H0.

Automatic registration at the Mobile Station with the built-in mfx decoder.

Easy-to-set-up C Track layout.



29074 "Era III Freight Train" Digital Starter Set. 230 Volts

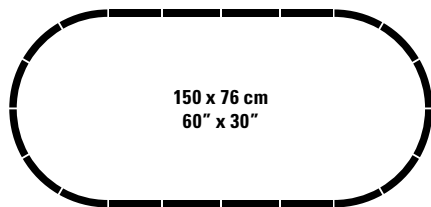
Prototype: German Federal Railroad (DB) class 74 tank locomotive, type Om 12 gondola, type Gr 20 boxcar, and type Rlmms 56 stake car.

Model: The locomotive has an mfx digital decoder and a special motor with a flywheel. 3 axes powered. Traction tires. The triple headlights change over with the direction of travel, will work in conventional operation, and can be controlled digitally. The cars have close couplers with guide mechanisms.

Train length 51 cm / 20-1/16".

Contents: 12 no. 24130 curved track, 4 no. 24188 straight track, 4 no. 24172 straight track. Track connector box, 36 VA / 230 volt switched mode power pack, and a Mobile Station are included. An illustrated instruction manual with many tips and ideas is also included. This set can be expanded with the C Track extension sets and with the entire C Track program.

Digital Functions	Control Unit	Mobile Station	Mobile Station 2	Central Station
Headlight(s)	•	•	•	•
Direct control	•	•	•	•



12 x 24130 4 x 24172 4 x 24188





An Invitation to Play



44216 Refrigerator Car

Prototype: Refrigerator car in a Coca-Cola® design.

Model: The car has Relex couplers.

Length over the buffers 11.5 cm / 4-1/2".

DC wheel set E700580.

HIGHLIGHTS

Unique series in the Coca-Cola® design.



©2017 The Coca-Cola Company. All rights reserved.



44737 Building Block Car with Light Building Blocks

Model: This is a four-axle car as a building block car with the car body of a mail car. The car is provided with common pegs that invite building with building blocks. A kit for a mail car is included with this model for the construction of the car body. This is a product of the brand LIGHT STAX and should not be confused with products of other manufacturers. The kit contains the blocks for the car body, the Mobile Power Unit, the building instructions that go with it, and stickers for fictitious car lettering. Light building blocks are included with the building blocks, and they light up individual details on the car. The Mobile Power Unit has 4 light functions: permanent lighting, blinking, turning up and turning down lighting or lighting that varies with sound (such as to the rhythm of your favorite music). All of the functions can be used in continuous operation or can be ended automatically after 15 minutes ("Good Night function").

USB charging cable included. The car has Relex couplers.

Length over the buffers 16 cm / 6-5/16". DC wheel set E700580.

Other products for this theme can be found under item numbers 44734 and 44736.



Mobile Power Unit



HIGHLIGHTS

Building block car with light building blocks that light up individual details on the car.

Mobile Power Unit includes 4 light functions: permanent lighting, blinking, turning up and turning down lighting or lighting that varies with sound. Functions can be used in continuous operation or can be ended automatically after 15 minutes ("Good Night function").

The car and the building blocks are compatible with building blocks of other manufacturers.

DIE REISE BEGINNT...

märklin
START UP

Michael Ende

Jim Knopf & Lukas

DER LOKOMOTIVFÜHRER



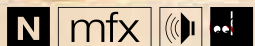
© (2018): Rat Pack Filmproduktion GmbH /
Malao Film Inc. / Warner Bros. Entertainment GmbH
www.jimknopf.de




MALAO FILM

Rat Pack
FILMPRODUKTION

Jim Button and Luke the engine driver



29179 "Jim Button" Starter Set

The most famous locomotive in the world!

It lives on the Island of Lummer Land, its best friend is Jim Button, and its locomotive engineer is Lukas. This is Emma, probably the most famous locomotive in the world. Go with Jim Button, Lukas, and Emma on a trip full of adventure, reach the distant Land of Mandala, meet Mr. Tur Tur from the desert, and rescue Princess Li Si from the Dragon City. For Emma is a very special steam locomotive.

Jim Button and Luke the engine driver from the movie of the same name based on the story by Michael Ende.

Model: The large play set all about the adventures of Jim Button, Lukas, and their locomotive Emma.

Equipped with light and sound, the three adventurers go off on their trip together. Everything can be done at the press of a button with the remote control that is easy as child's play.

Get on board with Jim and Lukas on Emma and the exciting trip begins....

Included in the set:

Emma steam locomotive with Jim Button, Lukas, and Molly as play figures and a complete track setup of 112 x 76 cm / 45" x 30".



Jim, Lukas, and Molly included as play figures



12 x 24130

2 x 24172

1 x 24188

1 x

1 x

1 x

Highlights:

- Toy locomotive just right for children and in a handy size.
- Removable roof.
- Light and sound included.
- Jim Button, Lukas, and little Molly as play figures.
- Remote control.
- Expandable C Track layout.

Digital Functions

Headlight(s)

Operating sounds

Dialog

Direct control

The Emma locomotive with light and sound



The Emma steam locomotive is larger than the customary H0 models from Märklin with its length over the buffers of 10 cm / 3-15/16" and its height of 10.5 cm / 4-1/8". It therefore represents a special item.



© (2018): Rat Pack Filmproduktion GmbH / Malao Film Inc. / Warner Bros. Entertainment GmbH
www.jimknopf.de

N 

44815 Gondola Set "King Alfons, Mrs. Waas, and Mr. Ärmel"

To All Lummer Land People

Since Jim and Lukas continued with the locomotive Emma from the Isle of Lummer Land, the three remaining Isle residents are waiting for their return. When the mail boat brings the first letter from the three adventurers, this fantastic journey also begins for King Alfons, Mrs. Waas, and Mr. Ärmel.

After Jim, Lukas, and Emma left Lummer Land in the night, nothing on the Isle has been the same. For Jim, Lukas, and Emma decided in Mandala without further ado to look for Princess Li Si in the distant Dragon City.

Model: Couple the three gondolas with the movie characters King Alfons, Mrs. Waas, and Mr. Ärmel to Emma and take them along on your journey. All three cars have individual image imprinting and each has an additional cutout sheet.

Highlights:

- All the cars include image imprinting that goes with the movie.
- One each cutout sheet of the 3 movie characters.



N 

44816 Gondola Set "Ping Pong, Princess Li Si, and Mr. Tur Tur"

The Make-Believe Giant Mr. Tur Tur

It's not fear, when Mr. Tur Tur appears from afar. For a make-believe giant can be seen very, very soon.

From Mandala, the journey goes into the desert and in addition to sand and heat, you meet up with Mr. Tur Tur. A friendly fellow, who looks as big as a giant in the distance but who becomes smaller and smaller the closer you get to him.

Model: Couple the three gondolas to the train and take Ping Pong, Princess Li Si, and Mr. Tur Tur along on your journey. All three cars have individual image imprinting and each has an additional cutout sheet to provide even more play fun.

Highlights:

- All the cars include image imprinting that goes with the movie.
- One each cutout sheet of the 3 movie characters.



Jim Button and Luke the engine driver



44817 Gondola Set "Nepomuk, Mrs. Mahlzhahn, and the Wild 13"

Off to the Dragon City!

Once more Jim and Lukas have to prove their bravery and reach the Land of the Thousand Volcanos. Here the adventure Dragon City awaits you.

Go with Jim, Lukas, and Emma on their action-packed journey to Mrs. Mahlzhahn and free Princess Li Si.


The journey goes on and with Nepomuk's help, Emma becomes disguised as a scary dragon. This is how you get through the gloomy streets unnoticed with Jim, Lukas, and Emma to Mrs. Mahlzhahn.



Model: Couple the three gondolas with the movie characters Nepomuk, Mrs. Mahlzhahn, and the Wild 13 to Emma and take them along on your journey. All three cars have individual image imprinting, each has an additional cutout sheet, and Nepomuk's car has an extinguished lava insert that can be removed.

Highlights:

- All the cars include image imprinting that goes with the movie.
- One each cutout sheet of the 3 movie characters.
- Extinguished lava insert that can be removed.



44818 "Lava Car" Gondola

Land of the Thousand Volcanos

In the Land of the Thousand Volcanos, it hisses and steams. It's clear that this is the home of the dragons, for there's nothing dragons love more than hot, glowing lava.

On their way to the Dragon City Jim and Lukas cross through the Land of the Thousand Volcanos and meet the small half-dragon Nepomuk there.

He stands there on the ground shattered and very sad because no one is afraid of him and his volcano is extinct.

Lava as a glowing load



Model: Start the volcano with Lukas' help – the gondola waits hot and steaming to be transported away with fresh lava. It's good that Emma is so strong and that she can take the glowing lava along.

Highlights:

- Light insert as a load.
- No unnecessary turning on and off.



© (2018): Rat Pack Filmproduktion GmbH / Malao Film Inc. / Warner Bros. Entertainment GmbH
www.jimknopf.de



72786 "Lummer Land" 3D Puzzle

Beautiful Lummer Land

A small, very small isle in the middle of an endless wide ocean. That is Lummer Land. On this isle lives King Alfons of the Quarter-to-Twelves, Mrs. Ärmel, and Mrs. Waas, who runs a shop. In addition, there is also the locomotive Emma and Lukas is her locomotive engineer. One day, when the mail boat brings a package to this small isle, there is a big surprise for everyone in it.

The Isle of Lummer Land with its two mountains, the royal palace, and the houses in an affectionate realization as a 3D puzzle rich in details.

3D Puzzle Fun



Highlights:

- A great play experience.
- All kinds of setup and play fun for children ages 8 and up.
- The ideal add-on for the "Jim Button" play mat.



72217 "Jim Button" Play Mat

Brave Emma – Rush What You Can Rush!

Jim Button and Lukas the locomotive engineer experience many adventures on their journey through the most varied worlds. It might be the dangerous run through the Valley of Twilight or freeing Princess Li Si, who is being held captive by Mrs. Mahl Zahn in the Dragon City. Start on your journey and go with Jim, Emma, and Lukas on their way full of adventure.

Model: The play mat has all of the stations of the movie as a manageable image path from Start to the return to Lummer Land.

The size of the play mat is 130 x 150 cm / 52" x 60".

Highlights:

- Colorful play mat including many ideas for playing.



Steam Locomotives

Tank locomotives are designed to use little fuel and to run equally well in both directions without the need to reverse them on turntables and on branch lines with low axle load limits. For these reasons such maneuverable, general-purpose units were indispensable in the past, particularly for transfer service on short routes and for switching work. In addition, their design had the objective of the easiest possible operation with low maintenance and repair costs. Quite a few of these units, often kept in decorative provincial railroad paint schemes, survived in part to the present on private and industrial railroads as well as due to the commitment of railroad fans. Such lovable old-timers have in the meantime become part of the motive power roster of many railroad museums.

HIGHLIGHTS

Built-in digital decoder.

Detailed, affordable beginner's model.




36741 Class T 12 Tank Locomotive

Prototype: Royal Prussian State Railways (K.P.E.V.) class T 12.

Model: The locomotive has a digital decoder and a special motor with a flywheel. 3 axes powered. Traction tires. The dual headlights change over with the direction of travel, will work in conventional operation, and can be controlled digitally. The locomotive has many separately applied details. Length over the buffers 12.7 cm / 5".

Digital Functions	Control Unit	Mobile Station	Mobile Station 2	Central Station
Headlight(s)	•	•	•	•
Direct control	•	•	•	•



HIGHLIGHTS

Built-in digital decoder.

Detailed, affordable beginner's model.



36740 Class 74 Tank Locomotive

Prototype: German Federal Railroad (DB) class 74 tank locomotive.

Model: The locomotive has a digital decoder and a special can motor with a flywheel. 3 axles powered. Traction tires. The locomotive has triple headlights that change with the direction of travel, will work in conventional operation, and can be controlled digitally. It also has many separately applied details.

Length over the buffers 12.7 cm / 5".

Digital Functions	Control Unit	Mobile Station	Mobile Station 2	Central Station
Headlight(s)	•	•	•	•
Direct control	•	•	•	•



Steam Locomotives



30000 Class 89 Tank Locomotive

Prototype: German Federal Railroad (DB) class 89.0. Standard design locomotive.

Model: The locomotive comes with a digital decoder. 3 axles powered. Traction tires. The coupler hooks can be replaced by other couplers. The triple headlights will work in conventional operation and can be controlled digitally. Length over the buffers 11 cm / 4-5/16".

Digital Functions	Control Unit	Mobile Station	Mobile Station 2	Central Station
Headlight(s)	•	•	•	•
Direct control	•	•	•	•



36871 Tank Locomotive

Prototype: Wet steam locomotive based on a provincial railroad design. 0-6-0T wheel arrangement. **Model:** The locomotive comes with a digital decoder. 1 axle powered. Traction tire. The locomotive has coupler hooks. Length over the buffers 10.8 cm / 4-1/4".

Digital Functions	Control Unit	Mobile Station	Mobile Station 2	Central Station
Direct control	•	•	•	•

HIGHLIGHTS

Built-in digital decoder.

Acceleration and braking delay can be controlled digitally.





36321 Class 81 Tank Locomotive

Prototype: German Federal Railroad (DB) class 81 heavy switch engine.

Model: The locomotive has a digital decoder. 4 axes powered. Traction tires. The locomotive has Relex couplers in NEM pockets. The triple headlights change over with the direction of travel, will work in conventional operation, and can be controlled digitally. Length over the buffers 12.8 cm / 5".

Digital Functions	Control Unit	Mobile Station	Mobile Station 2	Central Station
Headlight(s)	•	•	•	•
Direct control	•	•	•	•

Diesel Locomotives



36501 Henschel DHG 500 Diesel Locomotive

Prototype: Henschel type DHG 500 diesel switch engine.

Model: The locomotive has a digital decoder and a special motor. 1 axle powered. Traction tires. The triple headlights change over with the direction of travel, will work in conventional operation, and can be controlled digitally. The locomotive has coupler hooks. Length over the buffers 11.2 cm / 4-3/8".

Digital Functions	Control Unit	Mobile Station	Mobile Station 2	Central Station
Headlight(s)	•	•	•	•
Direct control	•	•	•	•

HIGHLIGHTS

Blinking light on the roof of the engineer's cab.

Digital Functions	Control Unit	Mobile Station	Mobile Station 2	Central Station
Headlight(s)	•	•	•	•
Light Function1	•	•	•	•
Direct control	•	•	•	•



36700 Henschel DHG 700 Diesel Locomotive

Prototype: Henschel type DHG 700 diesel switch engine.

Model: The locomotive has a digital decoder and a special motor. 1 axle powered. Traction tires. The triple headlights change over with the direction of travel, will work in conventional operation, and can be controlled digitally. The locomotive has a blinking light on the roof of the engineer's cab. It also has coupler hooks. Length over the buffers 11.2 cm / 4-3/8".





36218 Class 216 Diesel Locomotive

Prototype: German Railroad, Inc. (DB AG) class 216 diesel locomotive. Version in "Traffic Red" paint scheme.

Model: The locomotive has an mfx digital decoder and high-efficiency propulsion. 2 axles powered. Traction tires. The triple headlights change over with the direction of travel, will work in conventional operation, and can be controlled digitally. The locomotive has close couplers.

Length over the buffers 18.2 cm / 7-1/8".

Digital Functions	Control Unit	Mobile Station	Mobile Station 2	Central Station
Headlight(s)	•	•	•	•
Direct control	•	•	•	•



Operated by the Entire Family

A must for any layout operated by the entire family and a great locomotive with a guarantee for play and enjoyment. The humpbacked diesel switch engine invites you to play and occupy your time. Naturally, this locomotive can be expanded rapidly with many other products from the Märklin Start up assortment.

HIGHLIGHTS

Affordable beginner's model with a built-in mfx decoder.

Sound functions and a controllable blinking light on the cab roof.



36504 Henschel DHG 500 Diesel Locomotive

Prototype: German Railroad, Inc. (DB AG), DB Cargo Business Area, Henschel class DHG 500 diesel switch engine.

Model: The locomotive has a special motor, an mfx digital decoder, and two sound functions that are independent of the locomotive speed. 1 axle powered. Traction tires. The triple headlights change over with the direction of travel, will work in conventional operation, and can be controlled digitally. There is a controllable blinking light on the cab roof. The locomotive has coupler hooks. Length over the buffers 11.2 cm / 4-3/8".

Digital Functions	Control Unit	Mobile Station	Mobile Station 2	Central Station
Headlight(s)	•	•	•	•
Flashing Warning Light	•	•	•	•
Diesel locomotive op. sounds	•	•	•	•
Horn	•	•	•	•
Direct control	•	•	•	•



märklin
MHI



44504 Cargo Freight Car Set

Prototype: German Railroad, Inc. (DB AG) gondola, four-axle low side car, and tank car.

Model: The low side car is loaded with 2 modern automobile models. The tank car has a brakeman's platform. All of the cars have close couplers. Total length over the buffers 39.0 cm / 15-3/8". DC wheel set E700580.

This car goes well with the DHG 500 diesel locomotive (item number 36504) that is also being offered exclusively for the MHI in the Märklin Start up assortment.



Train Set



HIGHLIGHTS

Sound:
horn and station
announcement.



36712 ICE 2 High-Speed Train

Prototype: German Railroad, Inc. (DB AG) class 402 InterCity Express. Four-part train: powered end car, open seating car, 1st class, Bord Restaurant dining car, and cab control car, 2nd class.

Model: The powered end car has a digital decoder and factory-installed sound functions that can be controlled. It also has a special motor. 2 axles powered. Traction tires. The headlights will work in conventional operation and can be controlled digitally in the powered end car (always on in the cab control car). The pantographs can be raised and lowered but are not wired to take power from catenary. Train length 102.7 cm / 40-7/16".

Digital Functions	Control Unit	Mobile Station	Mobile Station 2	Central Station
Headlight(s)	•	•	•	•
Horn	•	•	•	•
Station Announcements	•	•	•	•
Direct control	•	•	•	•





Caution,
doors
closing!

Intercity



40500 Intercity Express Train Passenger Car, 1st Class

Prototype: German Railroad, Inc. (DB AG) type Apmz 125.3 Intercity open seating car, 1st class.

Model: The 7319 current-conducting coupling or the 72020/72021 operating current-conducting coupler can be installed on this car by inserting it in the coupler pocket. The car has adjustable buffers. Length over the buffers 27 cm / 10-5/8". DC wheel set! E700580.



40501 Intercity Express Train Passenger Car, 2nd Class

Prototype: German Railroad, Inc. (DB AG) type Bpmz 294.3 Intercity open seating car, 2nd class.

Model: The 7319 current-conducting coupling or the 72020/72021 operating current-conducting coupler can be installed on this car by inserting it in the coupler pocket. The car has adjustable buffers. Length over the buffers 26.4 cm / 10-3/8". DC wheel set! E700580.



40502 Intercity Bistro Car, 1st Class

Prototype: German Railroad, Inc. (DB AG) type ARkimbz 266.7 Intercity Bistro car, 1st class.

Model: The 7319 current-conducting coupling or the 72020/72021 operating current-conducting coupler can be installed on this car by inserting it in the coupler pocket. The car has adjustable buffers. Length over the buffers 27 cm / 10-5/8". DC wheel set! E700580.





40503 Intercity Express Train Cab Control Car, 2nd Class

Prototype: German Railroad, Inc. (DB AG) type Bimdzf 271.0 Intercity cab control car, 2nd class with an engineer's cab for shuttle train operations.

Model: The engineer's cab has interior details. The car has a detailed buffer beam. It has a separately applied front cowling. The 7319 current-conducting coupler or the 72020/72021 operating current-conducting coupler can be installed on this car by inserting it in the coupler pocket.

Length over the buffers 27.5 cm / 10-13/16".

When operated control car first, triple white headlights shine on the cab control car.

When operated control car last, dual red marker lights shine on the cab control car.



Building Block Car Set

HIGHLIGHTS

Building block car with
3 building sets for different car
bodies.

Sets include building blocks
from the brand BanBao, building
instructions, and stickers.



44736 Building Block Car Set

Model: The car set consists of a four-axle low side car as a building block car and 3 building sets for different car bodies. The car is provided with the familiar pegs that invite you to build with building blocks. A building set for a passenger car, a gondola, and a tank car are included with the car set to build different car bodies. This is a product of the brand BanBao. The building sets each contain the building blocks for the car bodies, the building instructions for each car body, and stickers for fictitious car lettering. The car has Relex couplers. Length over the buffers 16 cm / 6-5/16". DC wheel set E700580.

The building block car can be found in the Märklin Start up assortment as an individual item under item number 44734.





=



1x

+



=



=



Passenger Cars



4107 Passenger Car

Model: Relex couplers.

Length over the buffers 11 cm / 4-3/8".

DC wheel set¹ E700600.



4039 Passenger Car

Model: 2nd class. Relex couplers.

Length over the buffers 11 cm / 4-3/8".

DC wheel set¹ E700600.



4108 Baggage Car

Model: The car has a cupola for the conductor's compartment. Relex couplers.

Length over the buffers 11 cm / 4-3/8".

DC wheel set¹ E700600.



4038 Baggage Car

Model: The car has a cupola for the conductor's compartment. Relex couplers.

Length over the buffers 11 cm / 4-3/8".

DC wheel set¹ E700600.

Freight Cars



4430 Gondola

Prototype: German Federal Railroad (DB) type EI-u 061.

Model: Relex couplers.

Length over the buffers 11.5 cm / 4-1/2".

DC wheel set! E700580.



4431 Gondola

Prototype: German Federal Railroad (DB) type EI-u 061.

Model: The car comes with a removable insert as a coal load. Relex couplers.

Length over the buffers 11.5 cm / 4-1/2".

DC wheel set! E700580.



44610 Talbot Ballast Car

Prototype: German Railroad, Inc. (DB AG) type Talbot ballast car.

Model: The unloading hatches can be opened with hand levers. The car has Relex couplers.

Length over the buffers 9.5 cm / 3-3/4".

DC wheel set! E700500.

Freight Cars



4413 Dump Car

Model: The bucket can be tipped to both sides and locked in the center position. Relex couplers.
Length over the buffers 11.5 cm / 4-1/2".
DC wheel set! E700580.



4423 Low Side Car

Prototype: German Federal Railroad (DB) type Kklm 505.
Model: Model: Relex couplers.
Length over the buffers 11.5 cm / 4-1/2".
DC wheel set! E700580.



4424 Low Side Car**

Prototype: German Federal Railroad (DB) type Kklm 505.
Model: The car comes loaded with a model of a bulldozer. The car has Relex couplers.
Length over the buffers 11.5 cm / 4-1/2".
DC wheel set! E700580.

** Load shown may vary.





4459 Stake Car

Prototype: German Federal Railroad (DB) type Kbs.

Model: 18 fixed stakes. Relex couplers.

Length over the buffers 11.5 cm / 4-1/2".

DC wheel set¹ E700580.



4440 Petroleum Oil Tank Car

Prototype: Car privately owned, painted and lettered for Aral, Inc.

Model: Brakeman's platform. Relex couplers.

Length over the buffers 11.5 cm / 4-1/2".

DC wheel set¹ E700580.



44403 Petroleum Oil Tank Car

Prototype: Privately owned car painted and lettered for OMV Deutschland GmbH.

Model: The car has a brakeman's platform. It also has Relex couplers.

Length over the buffers 11.5 cm / 4-1/2".

DC wheel set¹ E700580.



Freight Cars



4473 Low Side Car

Prototype: German Federal Railroad (DB) type Rlmms.

Model: Relex couplers.

Length over the buffers 16 cm / 6-5/16".

DC wheel set! E700580.



44600 Type Taems 890 Car with a Hinged Roof

Prototype: German Railroad, Inc. (DB AG) type Taems 890 car with a hinged roof.

Model: The car has a brakeman's platform. It also has Relex couplers.

Length over the buffers 15.9 cm / 6-1/4".

DC wheel set! E700580.



4415 Refrigerator Car

Prototype: German Federal Railroad (DB) Interfrigo type Ichqs-u 377.

Model: The end platforms are made of metal. Relex couplers.

Length over the buffers 11.5 cm / 4-1/2".

DC wheel set! E700580.





4410 Boxcar

Prototype: German Federal Railroad (DB) type Gs 210.

Model: Relex couplers.

Length over the buffers 11.5 cm / 4-1/2".

DC wheel set¹ E700580.



4411 Boxcar

Prototype: German Federal Railroad (DB) type Gs-uv 213.

Model: The car comes with a pickup shoe and a **lighted marker lantern**. Relex couplers. Length over the buffers 11.5 cm / 4-1/2".



4411

Lighted marker lantern



4410



4471 Low Side Car

Prototype: German Federal Railroad (DB) maintenance car.

Model: This car goes well with the 4671 crane car as a boom support car. Relex couplers.

Length over the buffers 11.5 cm / 4-1/2".

DC wheel set¹ E700580.



4671 Crane Car

Prototype: Railroad maintenance car.

Model: The car has a rotating crane, adjustable boom and boom support. The crane hook can be raised and lowered with a hand crank. Relex couplers.

Length over the buffers 8.3 cm / 3-1/4".

DC wheel set¹ E700530.



Freight Cars



44203 Refrigerator Car

Prototype: Privately owned car painted and lettered for the firm Ferrero MSC GmbH & Co. KG, Frankfurt am Main, Germany.

Model: The car has Relex couplers.
Length over the buffers 11.5 cm / 4-1/2".
DC wheel set¹ E700580.



44188 Refrigerator Car

Prototype: Type lhs 377 standard car. Painted and lettered for a private party.

Model: The end platforms are made of metal. Relex couplers.
Length over the buffers 11.5 cm / 4-1/2".
DC wheel set¹ E700580.



44213 Refrigerator Car

Prototype: Privately owned car painted and lettered for German Sinalco GmbH Markengetränke & Co. KG, Duisburg-Walsum, Germany.

Model: The car has Relex couplers.
Length over the buffers 11.5 cm / 4-1/2".
DC wheel set¹ E700580.



44214 Refrigerator Car

Prototype: Privately owned car painted and lettered for Unilever Deutschland Holding GmbH, Hamburg, Germany.

Model: The car has Relex couplers.
Length over the buffers 11.5 cm / 4-1/2".
DC wheel set¹ E700580.



44215 Refrigerator Car

Prototype: Privately owned car painted and lettered "Nimm 2" for August Storck KG in Berlin, Germany.

Model: The car has Relex couplers.
Length over the buffers 11.5 cm / 4-1/2".
DC wheel set¹ E700580.



Freight Cars



44811 Container Car

Prototype: Container car with "PUMA" advertising. Privately owned car painted and lettered for PUMA SE, Herzogenaurach, Germany.

Model: The car has a 30 ft. container superstructure. It also has Relex couplers. Length over the buffers 11.5 cm / 4-1/2". DC wheel set¹ E700580.



HIGHLIGHTS

This car is compatible with the blocks of all well-known manufacturers.




44734 Clip-On Block Car

Model: This is a four-axle car with Relex couplers. The car body has commonly used knobs that invite you to build with clip-on blocks. Length over the buffers 16 cm / 6-5/16". DC wheel set¹ E700580.



Simple and at the same time sturdy. The base plate as an ideal starting point for playing and building.



HIGHLIGHTS

Sturdy construction for the car and the containers.


Removable containers made for children's hands.

The containers can be opened and loaded.



44700 Container Car

Prototype: Container transport car with end walls.
Model: The transport car is loaded with two 20 ft. containers. The containers are made for children and can be opened. The car has Relex couplers. Length over the buffers 16 cm / 6-5/16". DC wheel set! E700580.



HIGHLIGHTS

The high-quality Bobby Car models constructed of metal invite you to play with them.



44735 "Bobby Car" Low Side Car

Prototype: Type Rlmm's four-axle low side car loaded with two Bobby Car models.
Model: The railroad car is loaded with two high-quality Bobby Car models constructed of metal. The Bobby Cars look like Bobby Cars made in the Seventies. The railroad car has Relex couplers. Length over the buffers 16 cm / 6-5/16". DC wheel set! 700580.

3D puzzle fun

HIGHLIGHTS

The appealing design of the building will be an attention getter on any model railroad layout.

3D building puzzle can be built without tools and cement.

This building will thrill children and adults alike with its realistic look.



72781 "Restaurant" 3D Building Puzzle

This is a multi-story half-timbered house with a restaurant on the ground floor, in 1:87 scale. The building can be assembled easily from 44 parts without using tools or cement. The assembly time is about 2-2.5 hours. This 3D puzzle is designed for children ages 8 and up.



72784 "Residential and Commercial Buildings" 3D Building Puzzle

These are multi-story residential and commercial buildings in 1:87 scale. This row of buildings can be assembled easily from 93 parts without using tools or cement. The assembly time is about 2-2.5 hours. This 3D puzzle is designed for children ages 8 and above.



72782 "Theater" 3D Building Puzzle

This is a multi-story theater, in 1:87 scale. The building can be assembled easily from 55 parts without using tools or cement. The assembly time is about 2-2.5 hours. This 3D puzzle is designed for children ages 8 and above.



72783 "Corner Building with a Bank" 3D Building Puzzle


This is a multi-story corner building with a bank branch on the main floor, in 1:87 scale. The building can be assembled easily from 94 parts without using tools or cement. The assembly time is about 2-2.5 hours. This 3D puzzle is designed for children ages 8 and above.



These buildings can be used individually on a layout, or they can be put together as a row of buildings.

Fun without End

The fun you'll have with our model trains never stops with the variety of accessories that are available. In the following, you'll find the products you'll need to get started building a layout: track, station platforms, signals, and decorative materials, electronic components, and above all lots of inspiration. Everything here is designed so that you're assured of success without the need for prior knowledge.



C Track System

C Track

C Track combines practical sturdiness, electrical safety, and prototypical appearance. It will please playful children as well as demanding model railroaders, which means success for us.

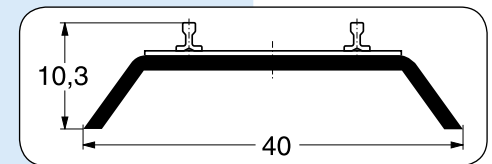
The progress in a bit more detail:

- Operationally reliable Märklin system with stud contact center conductor
- Mechanically sturdy “click” connections for fast setup and takedown
- Sturdy, finely detailed roadbed made of plastic
- Protected electrical connections without rail joiners
- Connections, wires, mechanisms, Decoder¹ out of sight in the roadbed
- Stepwise expansion possible with turnout mechanisms and Decoder¹
- Any piece of track can have feeder wires connected to it
- Improved geometry requires fewer pieces and adjustment sections

- Realistic appearance with a low rail profile
- Solid rails with space between the roadbed and the rails
- Reliable operation for all Märklin H0 locomotives and cars from the Mid-Fifties on
- Low operating noise and high level of reliability

Adapter track sections are available at your authorized dealer for combining C Track with M or K Track.

The track sections are 40 mm / 1-9/16" wide. 40 mm / 1-9/16" must therefore be subtracted from the indicated center-to-center spacing to maintain proper track clearance.



“The Track for Building and Playing”

The Plug-In Connection with the “Click”

The unique plug-in connection is the key to C Track: Just a slight push with your hands and the mechanical and electrical connection is made and at the same time safely locked into place. The locking connection with the “Click” holds the tracks on the layout together so that you have reliable operation and geometrically precise track joints. To separate the tracks, simply bend them against one another; the locking connection is undone.

Set Up with Simple Hand Movements

Even larger layouts can be set up in a few minutes with the ready-made track elements and the quick snap-together connection.

Sturdy and Long-Lasting

The track and its roadbed are made of high quality materials designed to keep their shape and sustain heavy loads. This makes C Track durable and almost indestructible even when it is put together and taken apart constantly as well as when it is subjected to the hardest operation.



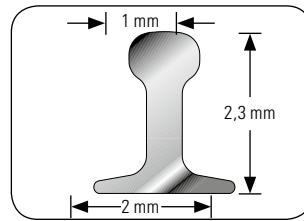
The Roadbed

The roadbed for the track has a striking ballast structure in the color of aged basalt ballast. The width of the roadbed (40 mm / 1-9/16") enables any and all track combinations without the necessity of cutting the slope of the roadbed.



The Striking Profile

The solid running rails are made of very sturdy, rust-free stainless steel.




The Rail Design

The cross section of 2.3 mm / 3/32" (Code 90) closely corresponds to a scale rail size. The rails are prototypically mounted with an air space under the web of the rail.



Track Roadbed with Ideal Dimensions

The cross section for the track with its roadbed provides the proportions for a realistic track roadbed on a rail line. The full width remains preserved even at a turnout or a crossing. There is sufficient space between the tracks for catenary or signals.



The Finished Track Structure

All C Track sections are ready to be used; they don't require any additional handling or processing. The track structure does not have to be cut and above all it does not have to be ballasted.



01 The Märklin H0 System

Compatibility of the Märklin track systems with each other (adapter tracks¹ to M and K Track). Functionally reliable center conductor operation. Common ground for the running rails and for accessories. Any track pattern can be done without complicated wiring (example: reverse loops and wyes).



02 Good Connections

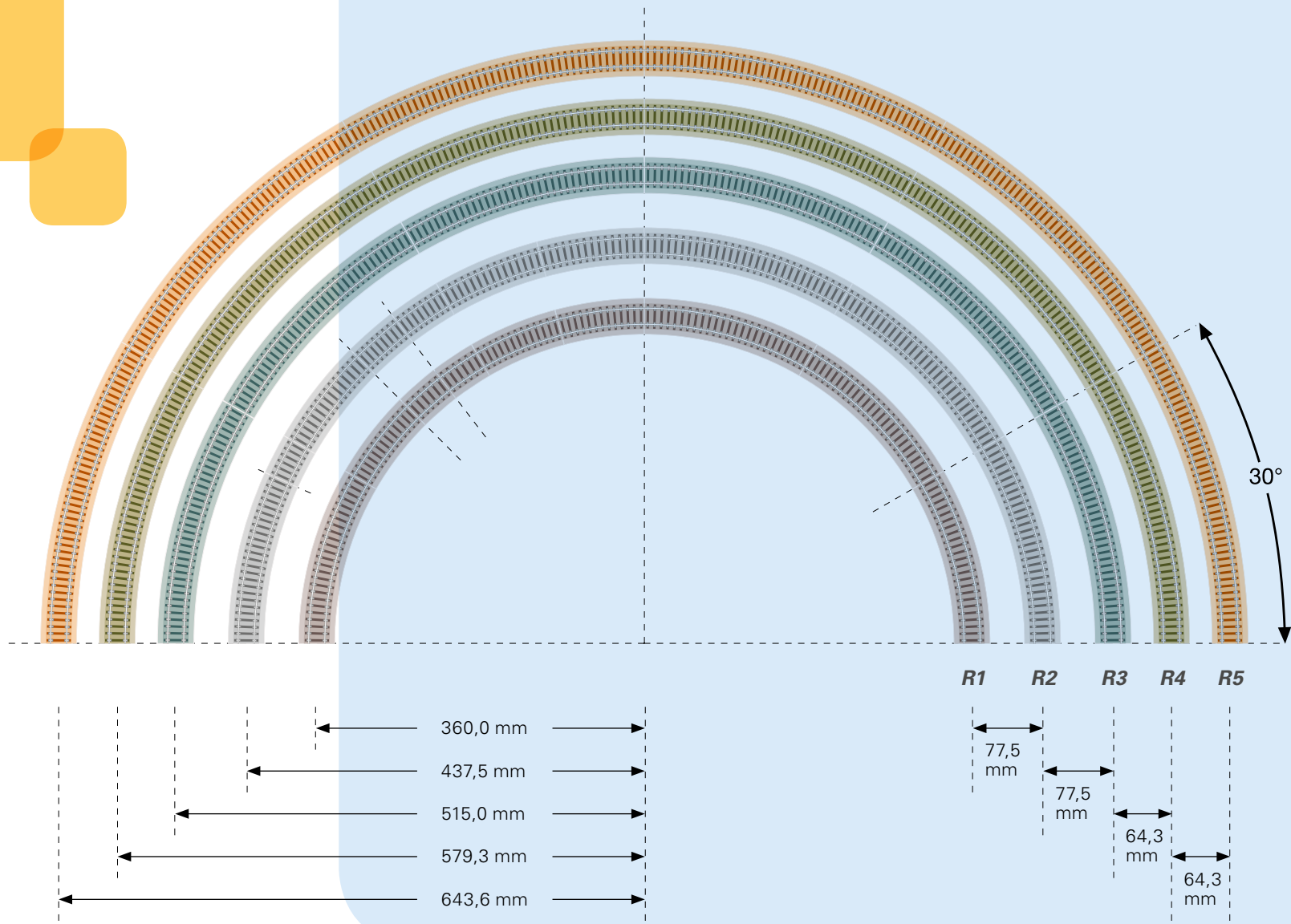
The mechanical and electrical connections for the track are not visible externally. This results in a perfect, continuously seamless appearance. Rail joiners are not necessary. The snap-in connection locks the track sections together. 03 This means that the planned geometry for a layout is maintained precisely without screwing the track down.



04 Space for Many Purposes

The roadbed structure for C Track offers all sorts of usable space that is ready for installation of electrical and mechanical components as well as for locating wiring.

Track and Turnouts



The Different C Track Curves

The standard C Track curve has the customary radius of 360 mm / 14-3/16" and an external diameter of 76 cm / 30".

The first parallel curve with radius 437.5 mm / 17-1/4" forms an external diameter of 91.5 cm / 36". A width of 1 meter allows you to set up a complete two-track oval.

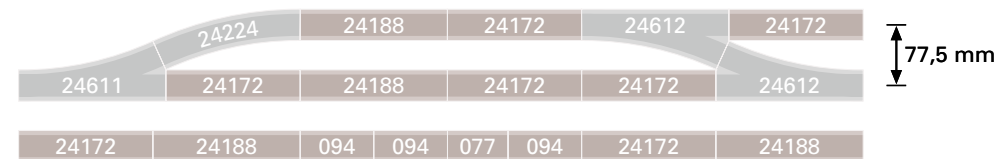
The second parallel curve with a radius of 515 mm / 20-1/4" has an external diameter of 107 cm / 42-1/8". The parallel spacing of 77.5 mm / 3-1/16" offers enough space for longer locomotives and cars to pass one another on these curves and enables you to set up signals or catenary masts. This curved track comes as 30° sections and 12 sections form a circle.

In addition, there are half and quarter sections for the first two sizes of curves (15° and 7.5°). The tracks (24.3° and 5.7°) required for turnout combinations come from the R2 parallel curve. The R4 and R5 curved track with the radii of 579.3 mm / 22-13/16" and 643.6 mm / 25-5/16" are made with a closer track spacing of 64.3 mm / 2-9/16". They form circles with external diameters of 120 cm / 47-1/4" and 133 cm / 52-3/8" and come in 30° circles.

The Basic Track Unit of 360 mm / 14-3/16"

A generous and simultaneously space-saving basic track unit of 360 mm / 14-3/16" is used for building up track routes with C Track. This is the same in length as the length of a turnout combination and equals the length of the turnouts (188.3 mm / 7-13/32") and the length of the complementary curve (171.7 mm / 6-3/4"). Both lengths are available as straight track sections.

In addition, two partial lengths are provided: 94.2 mm / 3-11/16" (1/2 of 188.3 mm / 7-13/32") and 77.5 mm / 3-1/16" (extension of 94.2 mm / 3-11/16" to 171.7 mm / 6-3/4"). The second partial length is exactly the same as the parallel track spacing (77.5 mm / 3-1/16").



C Tracks



20188 Straight C Track
188.3 mm / 7-13/32".
Package quantity: 4 pieces.



20360 Straight C Track
360 mm / 14-3/16".
Package quantity: 2 pieces.



20130 Curved C Track (R1)
R1 = 360 mm / 14-3/16" / 30°.
Package quantity: 3 pieces.



20172 Straight C Track
171.7 mm / 6-3/4".
Package quantity: 4 pieces.



20330 Curved C Track (R3)
R3 = 515 mm / 20-1/4" / 30°.
Package quantity: 3 pieces.



20224 Curved C Track
R2 = 437.5 mm / 17-1/4" / 24.3°
(turnout branch).
Package quantity: 1 piece.



20099 Straight Track Set
Track set consisting of 4 no. 24094
straight tracks (each 94.2 mm /
3-11/16" long) and 2 no. 24077 straight
tracks (each 77.5 mm / 3-1/16" long).



20299 Curved Track Set
Track set consisting of 4 no. 24224
curved track and 2 no. 24206 curved track.



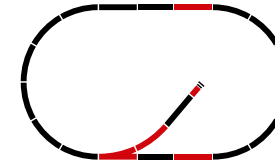
20230 Curved C Track (R2)
R2 = 437.5 mm / 17-1/4" / 30°.
Package quantity: 3 pieces.

Track Extension Set



24900
C1 C Track Extension Set
Contents: 2 no. 24172 straight track
1 no. 24224 curved track
1 no. 24611 left turnout
1 no. 24977 track bumper
instructions

For adding a storage siding to the C Track starter sets.




24902
C Track C2 Extension Set
Contents: 3 no. 24188 straight track
5 no. 24172 straight track
2 no. 24224 curved track
1 no. 24611 turnout
1 no. 24612 turnout
instructions



For expanding the small C Track starter set to include a passing siding.



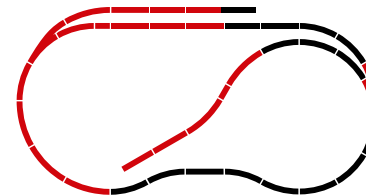
24903
C Track C3 Track Extension Set
Contents: 7 no. 24188 straight track
7 no. 24172 straight track
2 no. 24130 curved track
1 no. 24671 curved turnout
1 no. 24672 curved turnout
instructions



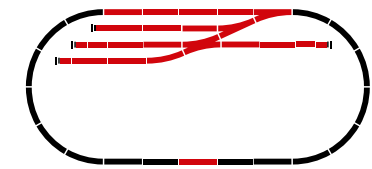
For expanding the C Track starter sets to include a passing siding with curved turnouts.



24904
C Track C4 Track Extension Set
Contents: 4 no. 24188 straight track
4 no. 24172 straight track
2 no. 24077 straight track
2 no. 24130 curved track
6 no. 24230 curved track
1 no. 24671 curved turnout
1 no. 24672 curved turnout
instructions



24905
C Track C5 Track Extension Set
Contents: 7 no. 24188 straight track
7 no. 24172 straight track
2 no. 24094 straight track
1 no. 24224 curved track
1 no. 24611 turnout
1 no. 24612 turnout
1 no. 24620 double slip switch
4 no. 24977 track ends with track bumpers
instructions




For expanding the C Track starter sets to include storage sidings and a yard lead.

The Geometry for Turnouts and Crossings

The turnouts and crossings in the compact C Track program have the same length (188.3 mm / 7-13/32"), the same angle (24.3°) and the same connection dimensions with symmetrical legs. This allows you to install turnouts either straight or diagonal to a length of track or to replace them with

crossings or double slip switches without having to make changes to the rest of the track. The length of the complementary curve is counterbalanced in all combinations with the same straight track (171.7 mm / 6-3/4"). Additional special adjustment sections are not needed.



01 Separately mounted, cast switch rails **02** Prototypical built-up roadbed area at the location for the switch linkage
03 Continuous electrical contacts from the switch rails to the frog **04** Intermediate rails made of shaped material
05 Inset metal frog 16° **06** Turnout curve as a 24.3° section of a circle, radius 437.5 mm / 17-1/4"

Curved Turnouts with Round Geometry

The curved turnouts consist of two offset 30° curves in Radius 1. The main track is lengthened by 77.5 mm / 3-1/16". This allows you to use the same turnout geometry in the Standard Curve R1 as in the Parallel Curve R2. Branches with the parallel track spacing or

transitions between the R1 and R2 curves are possible as simple combinations at 60°, i.e. at only 1/6 circle. This saves space on curves and increases length on the straight part of a track route.



01 Separately mounted, cast switch rails **02** Prototypical built-up roadbed area at the location for the switch linkage
03 Continuous electrical contacts from the switch rails to the frog **04** Intermediate rails made of shaped material
05 Inset metal frog **06** Turnout curve as a 30° section of a circle, radius 360 mm / 14-3/16"



20611 Left Turnout

1 left turnout with a manual hand lever.
188.3 mm / 7-13/32" / R2 = 437.5 mm / 17-1/4" / 24.3°.
Can be retrofitted with the 74492 electric turnout mechanism.



20612 Right Turnout

1 right turnout with a manual hand lever.
188.3 mm / 7-13/32" / R2 = 437.5 mm / 17-1/4" / 24.3°.
Can be retrofitted with the 74492 electric turnout mechanism.



20671 Left Curved Turnout

1 left curved turnout with a manual hand lever.
Inner curve: R1 = 360 mm / 14-3/16" / 30°. Outer curve:
30° with the parallel curve spacing of 77.5 mm /
3-1/16". Can be retrofitted with the 74492 electric
turnout mechanism.




20672 Right Curved Turnout

1 right curved turnout with a manual hand lever.
Inner curve: R1 = 360 mm / 14-3/16" / 30°. Outer curve:
30° with the parallel curve spacing of 77.5 mm /
3-1/16". Can be retrofitted with the 74492 electric
turnout mechanism.



20977 C Track Bumper

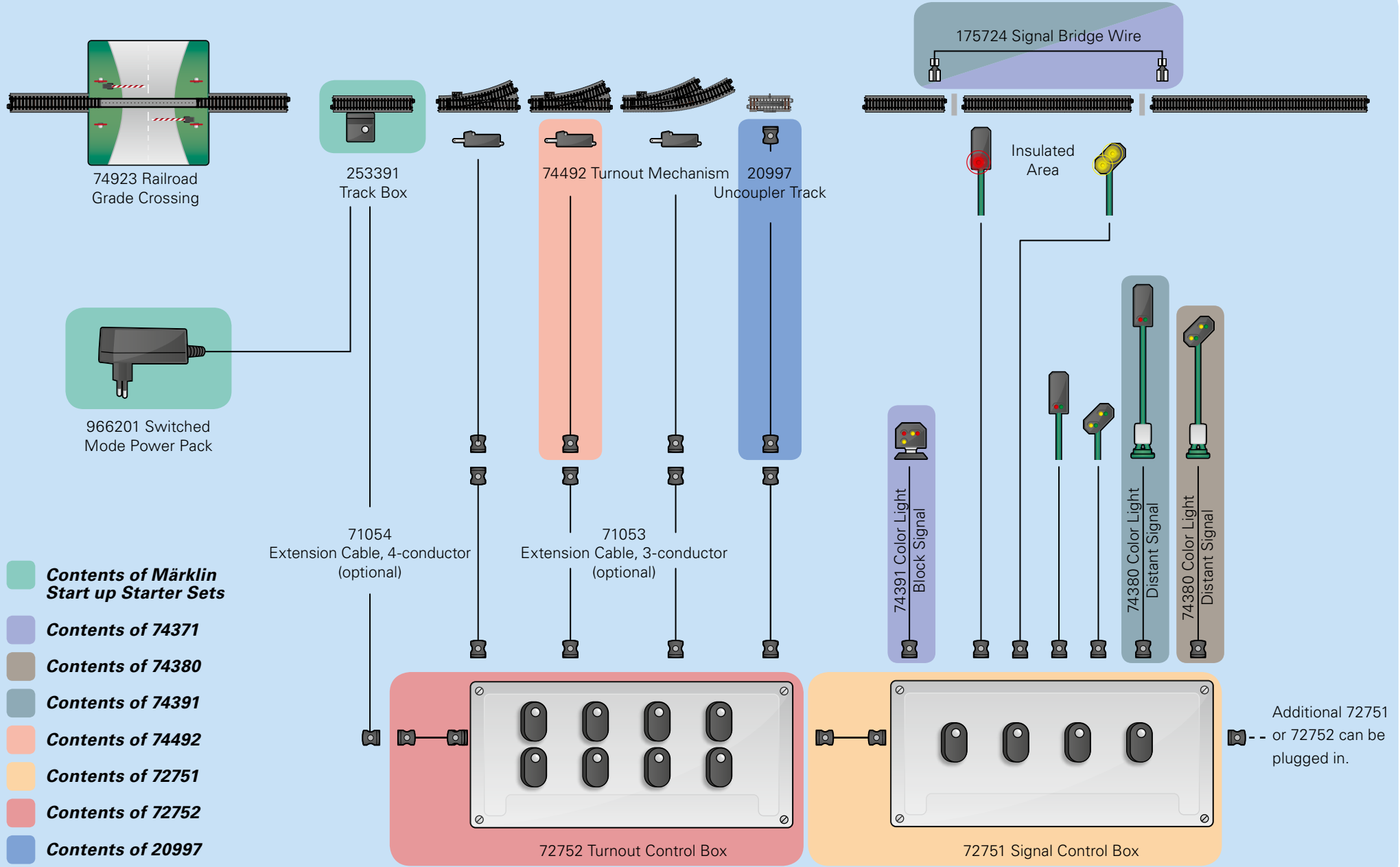
77.5 mm + 5 mm / 3-1/16" + 3/16".
Package quantity: 1 piece.



20997 Uncoupler Track

94.2 mm / 3-11/16".
Package Quantity: 1 piece.
This is an uncoupler track for manual and electric
uncoupling. The electric operation can be done only
with the 72752 control box and the cable included with
this track.

Start up System Architecture



- Contents of Märklin Start up Starter Sets**
- Contents of 74371**
- Contents of 74380**
- Contents of 74391**
- Contents of 74492**
- Contents of 72751**
- Contents of 72752**
- Contents of 20997**

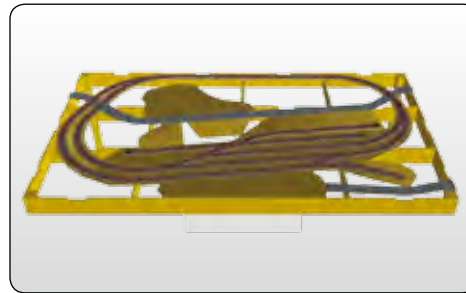
Get to Your Own Layout in 6 Simple Steps

You never forget that first layout: It's just a very special moment when you turn the knob for the first time and the train starts to move, when it stops for the first time in the station, or when the locomotive is put into the locomotive shed.

Yet, a model railroad has much more to offer than the magic of the first moment. The technology for example: Today trains stop automatically at a signal, locomotives switch cars around at a walking speed, and the layout controls direct several trains at the same time on a model railroad layout.

Simple and Fast

On the other hand the requirements have also increased: Instead of a circle or oval of track, more complex, varied track routings are the thing now. Despite that it's simple and fast to get to that first layout:



1 Planning

In addition to drawing on paper, a layout can also be planned comfortably and easily on a personal computer. We recommend the WinTrack track planning software from Modellplan to do this. Exterior dimensions, setup of the track routings, and decorative features such as house, streets, trees, and vehicles are entered in the track planning program. If the layout has been fully planned with a top view, WinTrack will give an elevation plan. The program will generate a 3-D representation that provides a realistic image of the layout to be built. In addition, WinTrack will provide a purchase list for all products entered on the plan.

2 Bench Work

In WinTrack two frame construction elements BPS 21120 are selected in WinTrack's "Basis Plus Program" for planning the bench work. Experienced modelers can buy the individual parts at a home improvement market and cut them to size. Feet with pivoting rollers can be made part of the bench work for setup and possible changes of location.

3 Laying Track

Now 10 millimeter / approximately 3/8 inch plywood can be installed on the bench work and track can be laid on it for our layout. You can also simply cut the track and road routes as well as station and building support bases out of the plywood and install them on the bench work. If you want a tunnel, a plywood base for it should be part of the planning. This method of construction will make the layout considerably lighter in weight and allows scenery to be shaped better.

4 Wiring Connections and House Construction

Separation points, feeder connections, signal and turnout connections are provided for at the time you install the track. Signals are set up and wired up to the layout. The family can be building houses for the layout in the meantime. Roads and town squares can be done with paints and details such as the crossing gate halves are assembled and installed. The application of grass completes the layout.

5 Doing the Details

Now it's time for details such as trees and bushes. These plants and vegetation need to be applied in the right proportions. With too many trees the small layout can quickly give the impression of being overloaded. Lighting for houses, station platforms, and roads follows. Autos, figures, and billboards are the icing on the cake – the layout is basically done.

6 Refinement

There are still several more possibilities for refinement. If you want to have it really realistic, then you will want a backdrop for the back side of the layout. Backdrops as well as trees, roads, and figures are available at your local model train shop or hobby shop, brands such as Faller, Busch, Noch, or Vollmer. The layout looks even more beautiful when the train disappears into a tunnel. This kind of attention getter is quickly created with a few pieces of plywood, some screen wire, and appropriate grass flocking.

Accessories



74492 Electric Turnout Mechanism

This is a kit for converting C Track turnouts. It has a double solenoid mechanism with end shut-off contacts. It can be operated from a 72752 turnout control box with a feedback function or from a turnout installation Decoder¹. This electric mechanism can be installed and connected on turnouts very easily without special tools. The mechanism sits hidden in the roadbed; below-baseboard mounting is not required. It is encapsulated against dirt and is protected against overloads with the end shut-off contacts. The mechanism can be controlled from the 72752 turnout control box. The hand lever can be left on the turnout for manual control.



71053 Extension Wire (3-conductor)

3-conductor wire for extending the wire connections between turnouts and a turnout controller. Length: 1.80 m / 71".



71054 Extension Wire (4-conductor)

4-conductor wire for extending the wire connections between turnout controllers or signal controllers. Length: 1.80 m / 71".



72751 Signal Control Box

Signal control box for the 74391, 74380, and 74371 signals. This control box is for switching 4 home and 4 distant signals as well as for controlling the track current appropriate to these signals. 4-conductor wire with plugs included for connecting several controllers.



72752 Turnout Control Box

This control box is for operating 4 turnouts. It has an automatic feedback of the accessory setting by means of LEDs when used with the 74492 turnout mechanism. 4-conductor wire with plugs included for connecting several controllers.



74924 Automatic One-Piece Railroad Grade Crossing

This single-track railroad grade crossing has half gates and is fully assembled. This grade crossing can be connected directly to C Track. The grade crossing has 2 solenoid activated gates with 2 red warning lights, which come on when the gates come down. This grade crossing is ready to be connected to the layout and features easy installation. Contact track set: 3 straight tracks each 94.2 mm / 3-3/4". Dimensions for each base half 137 x 95 mm / 5-3/8" x 3-3/4".



7224 Rerailer Ramp

The rerailer ramp facilitates placing multi-axle locomotives and cars on the track. Length 30 cm / 11-1/16". Height 2.5 cm / 1".



Accessories



74371 Color Light Track Block / Yard Signal

This is a simple track block signal without a mast for use in switch yards and station areas. The signal aspects change from Sh0 (red/red) to Sh1 (yellow/yellow). Track current can be controlled by means of the 72751 control box. Maintenance-free LEDs. Height without base approximately 10 mm / 3/8". A suitable control box is 72751. The 74371 signal cannot be operated with other controllers!



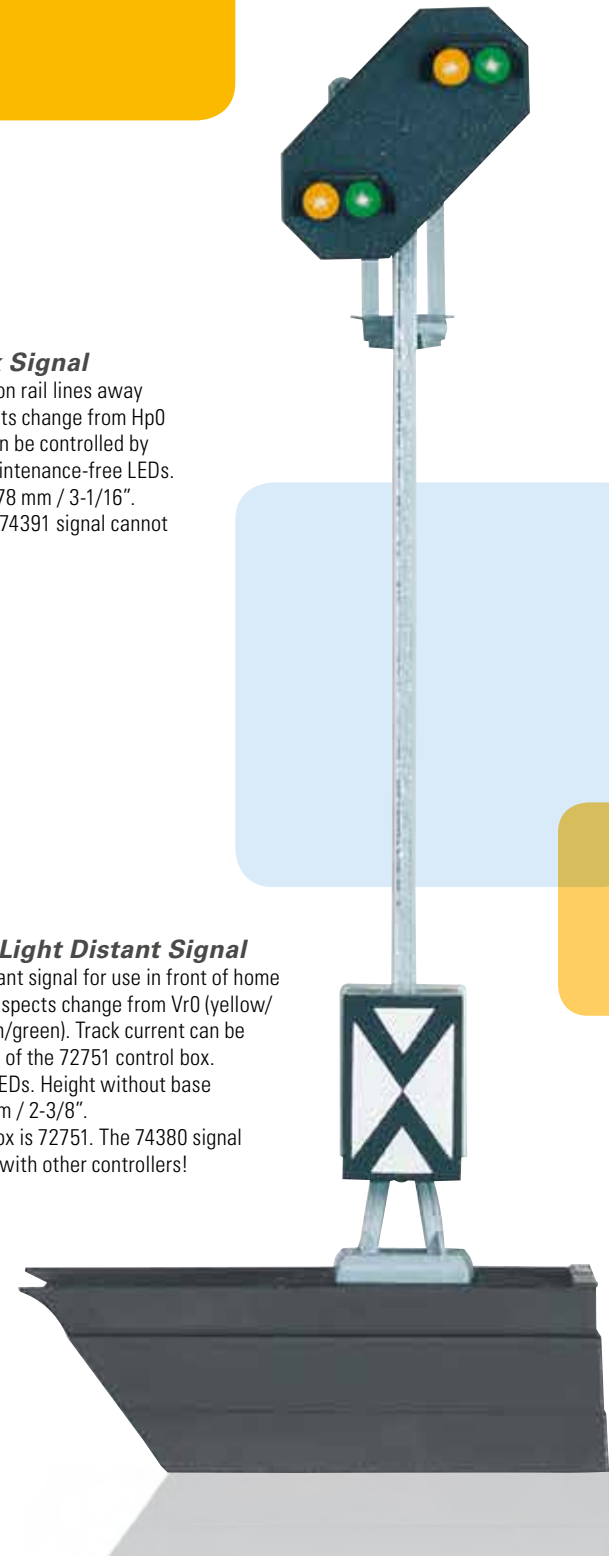
74391 Color Light Block Signal

This is a simple block signal for use on rail lines away from station areas. The signal aspects change from Hp0 (red) to Hp1 (green). Track current can be controlled by means of the 72751 control box. Maintenance-free LEDs. Height without base approximately 78 mm / 3-1/16". A suitable control box is 72751. The 74391 signal cannot be operated with other controllers!



74380 Color Light Distant Signal

This is a simple distant signal for use in front of home signals. The signal aspects change from Vr0 (yellow/yellow) to Vr1 (green/green). Track current can be controlled by means of the 72751 control box. Maintenance-free LEDs. Height without base approximately 61 mm / 2-3/8". A suitable control box is 72751. The 74380 signal cannot be operated with other controllers!



General Questions

1) What do I need in order to get started with the hobby of model railroading?

You have to have track, locomotives and car, and a control system. All of this is included in our starter sets so that you have an easy way to get started in this hobby.

2) What are the advantages of the Märklin system with the center stud contact compared to other systems?

The first advantage is that the so-called Märklin center conductor system has one more electrical conductor compared to the two-conductor systems. The center stud contact is largely self cleaning and the double ground for the electrical current offers reliable current pickup for the locomotive. This makes the Märklin system less sensitive to dirt than other systems.

Another advantage of the center conductor system is the electrical symmetry. An example of this is the reverse loop, a track that comes back to itself in a circle in order to reverse the train for example. With the two-conductor system opposite poles meet at the turnout. Complex electrical circuits have to be installed in order to avoid a short circuit. With the Märklin center conductor track you don't have to worry about this, since the same poles always meet each other.

3) Are other makes compatible with Märklin?

No, because the Märklin locomotives use a different current pickup (pickup shoes) different from that for other makes of locomotives. However, several manufacturers do offer some locomotives for the Märklin system (see the packaging for the locomotive).

4) What is the best way to expand a starter set?

The pre-made track extension sets from Märklin offer a simple possibility that will allow you to expand the track layout any way you want. In addition, starter sets can be expanded any way you want with theme expansion sets, locomotives, and cars as well as individual sections of track. Of course accessory components such as electric turnout mechanisms and control boxes can be added to the layout and building kits can be integrated into the layout too. The products required to do this can all be found in the Start up-Sortiment.

5) I have an old locomotive. Can I use this with no problem together with my newly purchased starter set?

As a rule old locomotives are analog. Current starter sets are however equipped with digital control. Unfortunately, for this reason it is not possible to use analog locomotives with digital control. The analog locomotives would have to have a digital decoder installed in them. In most cases this can be done by your local dealer or by the Märklin Repair Department.

6) Can I connect M Track to C Track?

Yes, by using the 24951 adapter track which is available at your local dealer in the H0 assortment.

7) Can I also control digital locomotives with analog locomotive controllers?

Yes, but here you must make sure that you control the current generation of digital locomotives only with the white transformers such as item numbers 6646/6647. Using older transformers (most of them with a blue housing) can lead to the destruction of the digital decoder in the locomotive.

8) I have a direct current layout. Can I also use this for Märklin Start up?

No, because direct current layouts have a different method of current pickup compared to the Märklin Start up system.

9) Where can I find additional information about Märklin Start up?

Additional information about Märklin Start up can be found on our Internet page www.maerklin.de or in our catalog. For more information beyond this you can contact our Service Center:

E-mail service@maerklin.de

Telephone +49 (0) 71 61/6 08-2 22

In addition, you have the possibility of becoming a member of our Märklin Insider Club. Here you can see and acquire exclusive Club models, annual cars, all issues of the Märklin Magazin, and much more.

10) Where do I find a Märklin dealer in my area?

A dealer search engine is available on our Internet page www.maerklin.de to enable you to find the closest authorized dealer. Enter your postal code or the name of your town under the heading "Dealer" to get an overview of the dealers in your area.

CREATED BY NORDSVEJED.UU



Register now and get the new club magazine by mail!



THE MÄRKLIN START UP CLUB

You'll get at least 6 magazines a year containing cool adventures, tips, construction manuals, product presentations, comic spreads, contests, puzzles and a lot more!



As a club member you have access to interactive specials and games on the club website. Also, you can chat with other model railroad fans on the club forum.

A lot of surprises and special discounts exclusively for members.



Own club membership card.



SIMPLY REGISTER ONLINE
Join the Märklin Start up Club now or give someone a gift of the fascination of model railroads. It's worth it to join up - and it only costs 12.00 EUR for a whole year's subscription.
Simply register online under:
www.maerklin.de/Startup



Super Club-Website!

IT IS WORTH IT!



Yes, I want to join the Märklin Start up Club!

First name Family name

Street, house number

Postcode, city

Date of birth Mother tongue (mark please)
 DEUTSCH ENGLISH

E-Mail

Date, signature of parent

RIGHT OF CANCELLATION: Within 14 days of sending off this application, I may cancel the membership by writing to the following address: Gebr. Märklin & Cie. GmbH, Märklin Start up Club, Postfach 960, 73009 Göppingen, Germany, Fax +49 7161 608 308. Observation of the deadline is deemed to have been respected with punctual posting of the cancellation. I have noted my right of cancellation.

I agree to my personal data being stored and used by Märklin Group companies to inform me products, events and other activities. I can revoke this assent at any time by writing to the following address: Gebr. Märklin & Cie. GmbH, Märklin Start up Club, Postfach 960, 73009 Göppingen, Germany, Fax +49 7161 608 308.

Please use my data exclusively for this special transaction of the Märklin Start up Club. I do not want further contact for marketing or promotional purposes.

Date, signature of parent

DIRECT DEBITE MANDATE: I hereby authorize you to debit my bank account with the annual club subscription of EUR 12.00 as it becomes due until revocation.

Bank

IBAN

BIC

First name Family name

Street, house number

Postcode, city

Date, signature of account holder

Fill in the application together with your parents!

REGISTRATION

Send the completed application by mail to:

Gebr. Märklin & Cie. GmbH
Märklin Start up Club
Postfach 960
D-73009 Göppingen

THE MÄRKLIN START UP CLUB

ATTENTION: Only completely filled in applications will be further processed.



ATTENTION! Your membership's valid for 12 months from receipt of your application in our computer system (personal membership year). Your data will of course be stored strictly in accordance with the Data Protection Act. Your membership is automatically renewed for a further 12 months if cancellation is not received in writing by Märklin at least six weeks before expiry of the personal membership year.

PAYMENT ON RECEIPT OF INVOICE: You get your annual invoice by mail.

PAYMENT BY PAYMENT NOTE (possible only in Switzerland): USB AG, CH90 0029 2292 1011 0742 0
Purpose of payment: name of member or membership number / annual subscription CHF 15.00

PAYMENT BY CREDIT CARD: Payment of annual subscription of EUR 12.00 / CHF 15.00 by credit card:

VISA CARD or EURO/MASTERCARD

Name cardholder

Credit card number

Valid until

Date, signature of cardholder

ATTENTION: Both signatures are required to authorize membership!

REPLY
Märklin Start up Club
Postfach 9 60
73009 Göppingen
Germany

MÄRKLIN START UP CLUB. REGISTER NOW!

The Märklin Start up Club offers exciting content from the world of model railroading. Especially for beginners ages 6 and above.

Fun is guaranteed with 6 issues of the magazine per year.

There are surprises and special promotions exclusively for members.

Interactive contents on the Web – club members receive access to the Club Web site and other online offers. In addition, the club offers online promotions in which club members can participate.

Become a member now in the Märklin Start up Club or give the joy in the fascination of model railroading. It's worth it – and a membership only costs 12.00 Euros per year.

Simply register online at:
www.maerklin.de/Startup

To summarize:
It's worth being a member.

Start up club magazine with tips, comics, exciting stories, technology, and many other topics.



... and for your smaller brothers and sisters the Märklin my world Club.

Märklin Magazin



80827 Märklin Magazin Z Annual Car for 2017

Prototype: Type Fas 126 side dump car, as a privately owned car painted and lettered for the Märklin Magazin. The car looks as it did around 2011.

Model: The car body is made of finely detailed and imprinted plastic. Length over the buffers approximately 57 mm / 2-1/4".

One-time series for 2017.



The Märklin Magazin is the leading magazine for model railroaders and appears in German, English, French, and Dutch.

Information is given about:

- New models, new technologies
- The best tips for building layouts
- The most important information about collecting
- All dates

Subscribe to the Märklin Magazin simply and easily online at: www.maerklin.de/mmabo or via:

PressUp GmbH
Märklin Magazin-Leserservice
Postfach 70 13 11
22013 Hamburg
Germany
Telephone +49 (0) 40/38 66 66-313
Fax +49 (0) 40/38 66 66-299
E-Mail maerklin-magazin@pressup.de



48517 Märklin Magazin H0 Annual Car for 2017

Prototype: Type F-z 120 (former Ommi 51) two-axle dump car. Privately owned car painted and lettered for the Märklin Magazin, Göppingen, Germany, used on the German Federal Railroad (DB). Hand brake and brakeman's platform included, rail clamps included. The car looks as it did around 1990.

One-time series for 2017.

Model: The car is detailed with a partially open frame, separately applied rail clamps, and separately applied dump hoppers. The car also has a separately applied brakeman's platform. Length over the buffers 10.4 cm / 4-1/8". DC wheel set E700580.



Full Steam Ahead into the World of Märklin – Become an Insider!

Did you already know? At Märklin, there is the exclusive club of all fans of Märklin model trains. An association with many advantages for the club member. You will receive from us exclusive information, benefits, products not available to everyone, and much more. Get information here in detail about the advantages awaiting you and register right now.

Either online at www.maerklin.de/Clubs or fill out the registration form on Page 73 and mail it to us.



Märklin Insider Club
Postfach 9 60
73009 Göppingen
Germany

Telephone +49 (0) 7161/608-213
Fax +49 (0) 7161/608-308
E-mail insider-club@maerklin.com
Internet www.maerklin.com

The annual membership costs Euro 79.95, CHF 109.95, US \$ 109.00, (as of 2018), including the annual car, an annual chronicle, a year's subscription to the Märklin Magazin, the catalog, Club News, etc.

The Club services* at a glance:

➤ All 6 Issues of the Märklin Magazin

The leading magazine for model railroaders! You will find everything it in about your hobby: extensive instructions about building layouts, product and technical information first hand, exciting reports about the prototype, tips about current events, and much more. The Märklin Magazin subscription price of 33 Euros is included in the club membership dues. Existing Märklin Magazin subscriptions can be carried over.

➤ The Insider Club News 6 Times a Year

Six times a year learn everything about "your brand and your club". Background articles, a look over our shoulders in the production area and the makers of your trains provide deep insight into the world of Märklin.

➤ Exclusive Club Models

Your club membership entitles you to purchase exclusive club models developed and produced for you. A personalized and high quality certificate will be sent directly to your home address after delivery of all locomotive models.

➤ Free Annual Club Car

You can look forward to the attractive annual cars available only for club members, in H0 or Z Gauge. Collect these free models that are different every year. **People interested in 1 Gauge will receive as an option an exclusive present instead of the annual car every year.**

➤ Annual Chronical

Re-live all of the highlights of the Märklin model railroading year with these DVDs in the comfort of your home.

➤ Catalog / New Items Brochures

Club members receive the annual main catalog free of charge from their dealer. We also send you our new items brochures directly to your home.

➤ Insider Club Card

Your personal club card (it has a new design every year) opens up the world of model railroading to you in a very special way. Because as a member you are more than our premium customer, you also receive **a bundle of advantages at the over 100 partners currently working with us.** Among them are the Miniature Wonderland in Hamburg, the Hans-Peter Porsche Dream Works in Anger, or the VGB Railroad Publishing Group. In addition, your personal membership card can be used to order all exclusive club products.

➤ Discounts for Seminars

Club members benefit from lower prices when they book seminars offered by us.

➤ Favorable Shipping Terms from the Online Shop

Club members enjoy favorable shipping terms with Germany from our Online Shop.

➤ Club Trips**

Experience your hobby in a special way and connect model railroading with the prototype. You can also talk shop with like-minded people on our club trips through fantastic landscapes and to extraordinary destinations. On top of that, there is a discount on the trip price.

Moreover, club members enjoy discounted ticket prices to many shows and events.



Club Car 2018 H0 Gauge



Club Car 2018 Z Gauge

* The services mentioned here refer to 2018. Subject to change.
** Depending on availability.

Märklin Insider Club - Registration Form

Yes, I want to become a member of the Märklin Insider Club

Mr. Mrs./Ms.

Title _____

*Last Name, First Name (please print) _____

*Street, Number _____

*Additional address information (Apt. No. etc.) _____

*Postal Code/Zip Code _____ *City/State/Province _____

*Country _____

Telephone _____ *Birth Date (DD/MM/YYYY) _____

@ E-mail address _____

Desired language for communication

German English
 French Dutch

My dealer

Name _____ Street _____

Postal Code/Zip Code _____ City/State/Province _____

I would like to receive my annual car either in

HO Gauge or Z Gauge

(Both are not possible – even for an extra charge)

I am interested in 1 Gauge and am receiving the exclusive annual present.

I am particularly interested in

HO Gauge Z Gauge 1 Gauge Replicas

I receive my Märklin Magazin as a direct subscription from the Märklin publishing office

Yes, my Subscription No. _____ no

Fields marked with * must be completed.

I am paying my one year membership fee of EUR 79.95/CHF 109.95/\$ 109.00 U.S. Funds (as of 2018):

D AT BE NL

by means of the following direct debit authorization:

I hereby authorize you, subject to revocation, to debit my checking account to pay for the club membership fee

Account No. _____

Bank Code _____

at this bank _____

Name and address of the account holder (if different from the address given above)

*Last Name, First Name (please print) _____

*Street, Number _____

*Postal Code _____ *City/State/Province _____

CH

By payment order that I receive with the invoice.

All Countries

Bank transfer (after receipt of invoice)

By credit card: Mastercard Visa

Name of the cardholder _____

_____ Credit card no.

until _____ / _____

If my account cannot cover this amount, the bank is under no obligation to honor it.

Membership Conditions

Register now and become a member. Your personal club year begins with the date of your payment. You will receive all future Club services for 12 months. Retroactive services are no longer possible.

Hand the order form in at your Märklin MHI dealer and then pick up the Club car of the year, catalog and Club models here.

Right of Cancellation

The membership is automatically extended by one year if it is not cancelled in writing by the deadline of 6 weeks before the end of your personal Club year. In the USA the commercial law in effect there applies to right of cancellation.

Subject to change.

Right of Withdrawal:

You can cancel your membership in writing within two weeks without giving a reason. To do this, please contact us at the following address.

Märklin Insider Club – Postfach 9 60 – 73009 Göppingen, Germany.

The deadline begins with the mailing of this application. Mailing in the cancellation promptly will be sufficient to ensure the deadline. I have taken notice of my right of withdrawal.

Data protection notice:

I agree that my data will be stored and may be used by Märklin companies to keep me informed of products, events and other activities. In accordance with Article 28 section 4 of the Federal Data Protection Act I may revoke this agreement at any time.

My data shall be used only for this one Märklin Insider Club transaction and shall not be used for any other contact, marketing or promotional purposes.

You can withdraw your consent at anytime by e-mail at insider-club@maerklin.com or by letter to the club address appearing on the other side of this form, and this withdrawal will be effective in the future.

Date _____ Signature _____

Date _____ Signature _____

Date _____ Signature _____



Your current benefits* at a glance

- **All 6 Issues of the Märklin Magazin**

The leading magazine for model railroaders! You will find everything it in about your hobby: extensive instructions about building layouts, product and technical information first hand, exciting reports about the prototype, tips about current events, and much more. The Märklin Magazin subscription price of 33 Euros is included in the club membership dues. Existing Märklin Magazin subscriptions can be carried over.

- **The Insider Club News 6 Times a Year**

You will experience everything about "your brand and your club" six times a year. Background articles, a look over our shoulders in the production area and the makers of your trains provide deep insight into the world of Märklin.

- **Exclusive Club Models**

Your club membership entitles you to purchase exclusive club models developed and produced for you. A personalized and high quality certificate will be sent directly to your home address after delivery of all locomotive models.

- **Free Annual Club Car**

You can look forward to the attractive annual cars available only for club members, in H0 or Z Gauge. Collect these free models that are different every year. **People interested in 1 Gauge will receive as an option an exclusive present instead of the annual car every year.**

- **Annual Chronical**

Re-live all of the highlights of the Märklin model railroading year with these DVDs in the comfort of your home.

- **Catalog / New Items Brochures**

Club members receive the annual main catalog free of charge from their dealer. We also send you our new items brochures directly to your home.

- **Insider Club Card**

our personal club card (it has a new design every year) opens up the world of model railroading to you in a very special way. Because as a member you are more than our premium customer, you also receive a **bundle of advantages at the over 100 partners currently working with us.** Among them are the Miniature Wonderland in Hamburg, the

Hans-Peter Porsche Dream Works in Anger, or the VGB Railroad Publishing Group. In addition, your personal membership card can be used to order all exclusive club products.

- **Discounts for Seminars**

Club members benefit from lower prices when they book seminars offered by us.

- **Favorable Shipping Terms from the Online Shop**

Club members enjoy favorable shipping terms with Germany from our Online Shop.

- **Club Trips****

Experience your hobby in a special way and connect model railroading with the prototype. You can also talk shop with like-minded people on our club trips through fantastic landscapes and to extraordinary destinations. On top of that, there is a discount on the trip price. Moreover, club members enjoy discounted ticket prices to many shows and events.

In addition, many sponsors of model railroad shows give discounted entry prices for club members.

Register online right now at www.maerklin.de (see Clubs). Please select the registration code Start up 2018.

Club Cars 2018

H0



Z




REPLY
Märklin Insider Club
Postfach 9 60
73009 Göppingen
Germany

The Club team is available by telephone to members
Monday - Friday from 1.00–5.00 Uhr PM.

Mailing Address Märklin Insider Club, Postfach 9 60,
73009 Göppingen, Germany
Telephone + 49 / (0) 71 61 / 608-213
Fax + 49 / (0) 71 61 / 608-308
E-mail insider-club@maerklin.com
Internet www.maerklin.com

* The services mentioned here refer to 2018. Subject to change.
** Depending on availability.





The greatest pleasure lies in the anticipation!

The construction work for the "märklineum" is in full gear. Look forward starting in 2019 to unique exhibits, hand samples, drawings, an impressive model railroad layout, and an adventure world on a total area of around 3,000 square meters / 10,000 square feet for collectors and families from all over the world. Shorten your waiting time and follow the **current construction progress live** on the Homepage at www.maerklin.de.

In the flagship store, Märklin fans will find a complete assortment of all gauges for the brands Märklin, Trix, and LGB as well as accessories. We also offer seconds items at attractive prices. You can visit the new Märklin Store at the **main plant** in Göppingen as **early as mid-2018**.

Märklin Museum
Reutlinger Straße 2
73037 Göppingen, Germany
Telephone +49 (0) 7161/608-289
Fax +49 (0) 7161/608-151
E-Mail museum@maerklin.de
Free entry.

For information about our hours of operation, go to www.maerklin.de

Perfect Change

What would model railways be without hidden details?

On an electric locomotive, the pantograph is raised to touch the overhead contact line as if by magic, or a steam engine hisses and steams as it pulls away, just like the real thing.

Digital models with full sound and an excellent value for the money



36640 Class 640 Diesel Powered Commuter Rail Car



36198 Class 475 Electric Locomotive

Current New Item



36635 Class 487 Electric Locomotive

Current New Item



Many other digital models with full sound can be found in our Märklin full line catalog or online at www.maerklin.de

Digital models with full sound and an excellent value for the money



Left side of locomotive



36290 Class 247 Diesel Locomotive

Nominated as the top model "The Golden Track for 2017"

Right side of locomotive



36190 Class 193 Electric Locomotive

Nominated as the top model "The Golden Track for 2017"



36637 Class 147 Electric Locomotive

Current New Item

Eras

Whether you are nostalgic or an historian, whether you are homesick or have wanderlust, or whether you simply have an eye for the right time and the right place – the Märklin assortment varies by historical eras, countries, and nations. All characteristic features, paint schemes, details, and lettering of the models correspond to their prototypes. In Era II a standardization office had to decrease the multiplicity of designs from numerous builders by implementing development guidelines; this problem has since been resolved by the concentration of the railroad industry. More and more locomotives and cars are being built on the same development platforms, and they are being used in different European countries.



Era I
1835 to 1925



Provincial and privately owned railroads, some with extensive route networks, came into being during the startup phase of railroading. Era I is characterized by a variety of car and locomotive types, colors, and lettering.



Era II
1925 to 1945



The large national state railroads were established in Europe. In Germany the provincial railroads were merged into the German State Railroad Company (DRG). Standard designs reduced the multiplicity of car and locomotive types.




Era III
1945 to 1970



The German Federal Railroad (DB) in the west and the German State Railroad (DR) in East Germany developed parallel to one another. Era III is one of the most interesting phases with steam, diesel, and electric motive power.



Era IV
1970 to 1990



Computer UIC lettering was introduced throughout Europe. The cars could now be used across Europe. New paint schemes made railroading more colorful.



Era V
1990 to 2006



State railroads are partially privatized in Europe. The DB and the DR are merged into the German Railroad, Inc. (DG AG). Private railroad companies take over regional routes.



Era VI
2006 to the present



The UIC introduces new guidelines for lettering, and locomotives and cars are now given a 12-digit UIC number with an identification code for the country. The increasing number of private railroads causes the disappearance of standardized paint schemes and standardized identification addresses.



New item for 2018.



Metal locomotive frame.



Metal frame and locomotive body.



Mostly metal locomotive body.



Märklin close couplers in standard pocket with pivot point.



Märklin close couplers in standard pocket with guide mechanism.



Built-in interior details.



Built-in sound effects circuit.



Digital decoder with additional, digitally controlled functions (f1, f2, f3 or f4) when operated with the **Control Unit 6021**. The functions present depend on how the locomotive is equipped. Standard function (function) active during conventional operation.



Digital decoder with up to 32 digitally controlled functions. The quantity depends on the controller being used.



DCC decoder.



Dual headlights that change over with the direction of travel.



Triple headlights at the front.



Triple headlights front and rear.



Triple headlights that change over with the direction of the travel.



One red marker light.



Triple headlights and two red marker lights that change over with the direction of travel.



Interior lighting can be installed (example: with 7330). The lighting kits are available in the Märklin H0 assortment at your authorized dealer.



Scale of 1 : 100.



Exclusive special models for the Märklin Dealer Initiative – produced in a one-time series. The Märklin Dealer Initiative is an international association of mid-sized toy and model railroad specialty dealers (MHI International). These models are produced in a one-time series only for the Märklin Dealer Initiative (MHI). **5-year warranty** on all MHI products and club products (Märklin Insider and Trix Club) from 2012 on. See Page 81 for warranty terms.



Era I (1835 to 1925)



Era II (1925–1945)



Era III (1945–1970)



Era IV (1970–1990)



Era V (1990–2006)



Era VI (2006 to the present)

Age Information and Warnings.



WARNING! Not suitable for children under 3 years. Sharp edges and points required for operation. Danger of choking due to detachable small parts that may be swallowed. Please keep the packaging.



For adults only.

¹ Products are available in the Märklin H0 assortment in specialty dealer shops.

Service and Repair

Märklin Direct Service

The authorized Märklin dealer is your contact for repairs and conversions from analog to digital. We can do conversions in our repair department in Göppingen for dealers without their own service department as well as for consumers. After the model has been examined, you will receive a cost quotation including details of the work to be done and the cost for reliable shipping. If you would personally like to drop off and pick up models in Göppingen, please see our Service Point at the Märklin Museum.

Hours of operation at the Service Point

at the Märklin Museum, Reutlinger Street 2,
Göppingen, Germany:
Monday through Saturday from 10:00 AM to 6:00 PM

Gebr. Märklin & Cie. GmbH

Reparaturservice
Stuttgarter Straße 55-57
D-73033 Göppingen
Telephone +49 (0) 71 61 / 608-222
Fax +49 (0) 71 61 / 608-225
E-mail service@maerklin.de

Manufacturer's Warranty

The firm of Gebr. Märklin & Cie. gives a manufacturer's warranty for different products via the legal guarantee rights available to you vis-à-vis your authorized Märklin dealer as your contractual partner. The extent and terms of this warranty can be found in the instructions or the warranty documentation accompanying the product or they can be found on our regional Internet pages.

General Notes

Märklin products adhere to the European Safety Guidelines (EC Standards) for toys. If you are going to enjoy these products with the highest possible level of safety, it is assumed that you will use the individual products in accordance with these guidelines. Instructions for the correct hookup and handling are therefore given in the instruction manuals accompanying the products. These instructions must be followed. We recommend that parents discuss the operating instructions with their children before the products are used for the first time. This will guarantee many years of safe enjoyment with your model railroad. Some important items of general importance are summarized below.

Connections for Track Layouts

Use only Märklin switched mode power packs for operating our model trains (applies only to Europe; normal transformers are still sold in North America). Use only switched mode power packs from the current product program, since these switched mode power packs conform to the current safety standards and approval guidelines. Pay close attention to the guidelines in the instructions for use. Switched mode power packs are not toys. They are used to supply power to a model railroad layout. In addition to these general notes, you should pay close attention to the instructions for use, which accompany Märklin products in order to maintain operating safety.

Important Service Information

Deutschland

Service Center

Ersatzteilberatung, Fragen zu Technik,
Produkten und Reparaturaufträgen
(Montag bis Freitag 13.00 – 17.00 Uhr)

Telefon +49 (0) 7161/608-222
Fax +49 (0) 7161/608-225
E-Mail service@maerklin.de

Niederlande

Technische hotline

Maandag t/m donderdag: 09.00 – 13.00 uur
en 13.30 – 17.00 uur
Aanspreekpartner: G. Keuterman

Telefoon +31 (0) 74 - 2664044
E-mail techniek@marklin.nl

USA

Technical Hotline

Contacts: Curtis Jeung & Rick Sinclair,
Digital Consultants
Hours: 6:00am–9:00pm PST, Monday through Friday
Telephone 650-569-1318
E-mail digital@marklin.com

België / Belgique

Technische hotline

Maandag van 20.00 – 22.00 uur
Zondag van 10.00 – 12.00 uur
Aanspreekpartner: Hans Van Den Berge

Telefoon +32 (0) 9 245 47 56
E-mail customerservice@marklin.be

Hotline technique

le lundi de 20h00 à 22h00
le dimanche de 10h00 à 12h00
Contact : Hans Van Den Berge
Téléphone +32 (0) 9 245 47 56
E-mail customerservice@marklin.be

Schweiz / Frankreich / Italien

Technische Hotline

Dienstag, Donnerstag und Samstag von
14.00 – 18.00 Uhr
Ansprechpartner: Alexander Stelzer

Telefon +41 (0) 56/667 3663
Fax +41 (0) 56/667 4664
E-Mail service@maerklin.ch

Hotline technique

les mardi et jeudi de 14h00 à 18h00
Contact : Alexander Stelzer
Téléphone +41 (0) 56/667 3663
Fax +41 (0) 56/667 4664
E-mail service@maerklin.ch

Linea diretta tecnica

Martedì e giovedì dalle
ore 14.00 alle 18.00
Interlocutore: Alexander Stelzer
Telefono +41 (0) 56/667 3663
Fax +41 (0) 56/667 4664
E-Mail service@maerklin.ch

Item No.	Page
20099	58
20130	58
20172	58
20188	58
20224	58
20230	58
20299	58
20330	58
20360	58
20611	61
20612	61
20671	61
20672	61
20977	61
20997	61
24900	59
24902	59
24903	59
24904	59
24905	59
29074	20
29173	5
29179	24
29184	12
29323	6
29452	14
29641	18
29752	8
30000	30
36190	77
36198	76
36218	33
36290	77
36321	31
36501	32
36504	34
36635	76

Item No.	Page
36637	77
36640	76
36700	32
36712	36
36740	29
36741	28
36871	30
4038	42
4039	42
40500	38
40501	38
40502	38
40503	39
4107	42
4108	42
44083	13
4410	47
4411	47
4413	44
4415	46
44188	48
44203	48
44213	49
44214	49
44215	49
44216	22
4423	44
44231	82
4424	44
4430	43
4431	43
4440	45
44403	45
44452	16
44504	35
4459	45
44600	46

Item No.	Page
44610	43
44700	51
4471	47
4473	46
44734	50
44735	51
44736	40
44737	22
44752	9
44811	50
44815	25
44816	25
44817	26
44818	26
4671	47
48517	71
71053	64
71054	64
72217	27
7224	65
72452	17
72751	64
72752	64
72781	52
72782	52
72783	52
72784	52
72786	27
74371	66
74380	66
74391	66
74492	64
74924	65
78184	13
78452	15
78752	11
80827	71

Märklin MHI Guarantee conditions

When you buy these Märklin MHI products (these products are identified with the pictogram), the firm Gebr. Märklin & Cie. GmbH will also grant you independent of the legal, national warranty rights available to you in regard to your Märklin MHI specialty dealer as your contracting partner or your rights from product liability a manufacturer's warranty of 60 months from the date of purchase under the terms given below. This allows you independent of the location of the purchase the possibility to claim defects or malfunctions directly from the firm of Märklin as the manufacturer of the product. The Märklin manufacturer's warranty only applies to the technology of the models. Visual defects or incomplete products can be claimed within the framework of the warranty obligations of the seller of the product.

Warranty Conditions

This warranty applies to Märklin assortment products and individual parts that are purchased by a Märklin MHI specialty dealer worldwide. Either the warranty form filled out in full by the Märklin MHI specialty dealer or the purchase receipt will serve as proof of purchase. We therefore recommend that this warranty form should be kept safe along with the purchase receipt. This warranty includes as selected by the manufacturer correction of any possible defects at no charge or replacement of defective parts at no charge that can be proven to result from design, manufacturing, or material defects, including service performed that is linked to this situation. Other claims outside of the manufacturer's warranty are excluded. The terms of the warranty do not apply.

Contents of the Warranty / Exclusions

- In the case of malfunctioning of the product due to wear and tear or in the case of parts that wear out in normal use.
- If the installation of certain electronic elements contrary to the manufacturer's specifications was carried out by individuals not authorized to do such installations.
- In the case of use of the product for a purpose other than that specified by the manufacturer.
- If the references and notes from the manufacturer in the operating instructions were not followed.
- Any and all claims arising from the warranty implied or otherwise or replacement for damages are excluded, if other makes of parts not authorized by Märklin have been installed in Märklin products, and have hereby caused malfunctions or damages. The same applies to conversions that were carried out by neither by Märklin nor by repair centers authorized by Märklin. The irrefutable assumption that the aforementioned non-Märklin parts or conversions are the cause for the malfunction or damages works fundamentally in Märklin's favor.
- The warranty period is not extended by repair or replacement of the product covered under warranty. Warranty claims can be submitted directly to the seller or by sending the claimed item/part together with the warranty card or the proof of purchase and a summary of the defects directly to the firm Märklin. In accepting the product for repair, Märklin and the seller assume no liability for data or settings stored on the product by the consumer. Warranty claims sent shipping collect cannot be accepted.

The Surprise Set for a Birthday



Gebr. Märklin & Cie. GmbH
Stuttgarter Straße 55–57
73033 Göppingen
Germany
Service:
Telephone: 650-569-1318
E-mail: digital@marklin.com

We reserve the right to make changes and delivery is not guaranteed. Pricing, data, and measurements may vary.

We are not liable for mistakes and printing errors. Some of the images are hand samples, retouched images, and renderings. The regular production models may vary in details from the models shown.

All rights reserved. Copying in whole or part prohibited.

© Copyright by Gebr. Märklin & Cie. GmbH

Printed in Germany.
315118 – 01 2018

www.maerklin.de



Visit us:
www.facebook.com/maerklin



Märklin fulfills the requirements for a quality control management system adhering to the ISO 9001 Standard. This is checked and certified at regular intervals by the test agency TÜV Süd using monitoring tests. You thereby have the assurance that you are purchasing a tested quality product.

44231 Happy Birthday Car

Prototype: Type Kklm 505 two-axle low side car in a colorful paint and lettering scheme.

Model: The car is loaded with a high-quality beach buggy constructed of metal. In addition, the railroad car has a set of numbers to mount on the car. The car has Relex couplers.

Length over the buffers 11.5 cm / 4-1/2". DC wheel set E700580.

Set of numbers



Load shown may vary



HIGHLIGHTS

The high-quality model of a beach buggy invites you to play.

An ideal product as a birthday gift.

